

**VIRGINIA WORKERS'
COMPENSATION
COMMISSION**



**Statistical Report
for the
Calendar Year
of
2007**

Table of Contents

Explanation of Terms	2
Summary Report	3
Judicial Statistics	4
 Graphs and Charts	
Accidents Reported: By Severity	5
Files Created: Accidents vs Occupational Diseases	5
Medical Payments: By Payment Type	6
Compensation Payments: By Payment Type	6
 New Files by Sex and Age	 7
 New Files Created	
By Accident Type	A-1
By Body Part	A-3
By Nature of Injury	A-5
By Occupation	A-7
By Industry	A-27
By Location	A-37
 Awards and Payments	
By Accident Type	B-1
By Body Part	B-4
By Nature of Injury	B-7
By Occupation	B-10
By Industry	B-27
By Location	B-41
 Medical Payments	
By Accident Type	C-1
By Body Part	C-4
By Nature of Injury	C-6
By Occupation	C-10
By Industry	C-26
By Location	C-37

Explanation of Terms

New Files	New files entered on the data base from January 1 through December 31. These correspond to actual file folders created.
Awards Entered	The number of files with one or more awards entered from January 1 through December 31. This is a file count rather than an award count since a single file may have multiple awards processed during the year. Judicial awards are included in this count.
Awards Terminated	The number of files with at least one award terminated from January 1 through December 31. This is a file count since a single file may have multiple awards terminated during the year. Note that the award terminated may have been entered in a prior year. Judicial awards are included in this count.
Other Medical	This category includes such items as prosthesis, nursing care, and perscriptions.
NEC	"Not Elsewhere Classified." Information that does not conform to the listed categories.

Other Notes

Medical Payments	While the Virginia Workers' Compensation Commission makes every effort to ensure accurate statistics, the data on medical payments should be used with extreme caution. The Commission is continuing to upgrade data quality in this area.
Compensation Payments	Information on compensation paid is based on awards terminated, and does not reflect the amount of compensation currently being paid.
VWC Contact	Claims Processing (877) 664-2566 Claims Director Virginia Workers' Compensation Commission 1000 DMV Drive Richmond, Va 23220-2036

Payment Type	Number of Payments	Total Weeks Due	Total Amount Paid	Average Weeks Due	Average Amount Paid
Cost of Living			\$195,358		
Previous Periods of COL	29	110	\$10,407	4	\$359
Compensation for Fatalities	70	25,512	\$9,663,583	364	\$138,051
Compromise Settlements	4,967	0	\$207,882,242	0	\$41,853
First Week	4,307	3,577	\$147,383	1	\$34
Intermittent Days	40	813	\$221,615	20	\$5,540
Lump Sums	69	2,381	\$1,020,806	35	\$14,794
Not Allocated	1,369	1,777	\$26,373,992	1	\$19,265
Permanent Partial	3,198	78,571	\$34,345,491	25	\$10,740
Permanent Total	10	6,526	\$3,408,161	653	\$340,816
Temporary Partial	14,308	130,065	\$36,777,899	9	\$2,570
Temporary Total	22,765	561,254	\$190,581,874	25	\$8,372
Total	51,132	810,586	\$510,433,452	103	\$52,945

Other Payments

Funeral Expenses	\$42,413
Medical Expenses	\$268,054,014
Minor Injury Medical Expenses (Initial)	\$6,207,083
Minor Injury Medical Expenses (Subsequent)	\$11,766,772

Grand Total (All Payments) \$796,503,734

Accidents Reported

Number of Files Created	51,255
Number of Minor Accidents Reported	142,871
Total	194,126

Award Information

Files with Awards Entered	20,768
Average Weekly Wage	\$660
Average Compensation Rate	\$298
Files With Awards Terminate	18,487
Unique Awards Entered	
Judicial Award	2,443
Original Award	11,273
Supplemental Award	4,274
Whereas Award	117
Compromise Settlement	4,940
Total	23,047

2007 Judicial Statistics

Initial Judicial Level

Initial Case Referrals	20,006
Hearing Docket	
Opinions Written	7,032
Amended Opinions	98
Special Opinions	104
Other Outcomes	15,310
Dispute Resolution Docket	
Opinions Written	1,262
Amended Opinions	8
Special Opinions	0
Other Outcomes	1,162

Review Level

Cases Referred	2,672
Opinions Written	
Amended Opinions	22
Dissents	128
Special Opinions	14
Other Outcomes	336

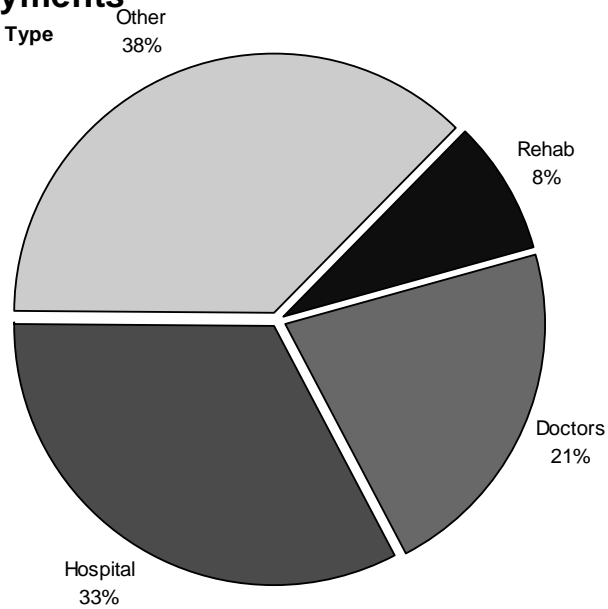
Court Of Appeals

Cases Referred	336
Opinions Written	180
Other Outcomes	216

2007 Workers Compensation Statistics

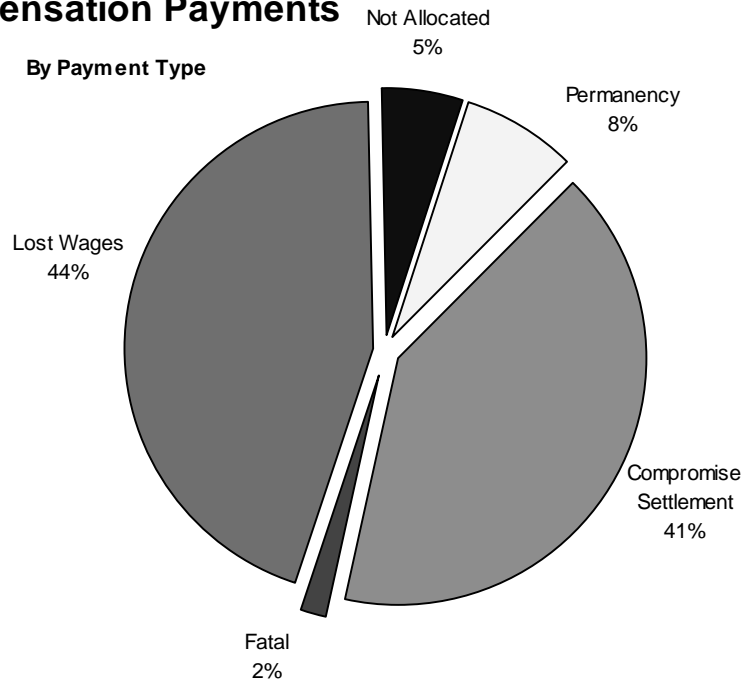
Medical Payments

By Payment Type



Compensation Payments

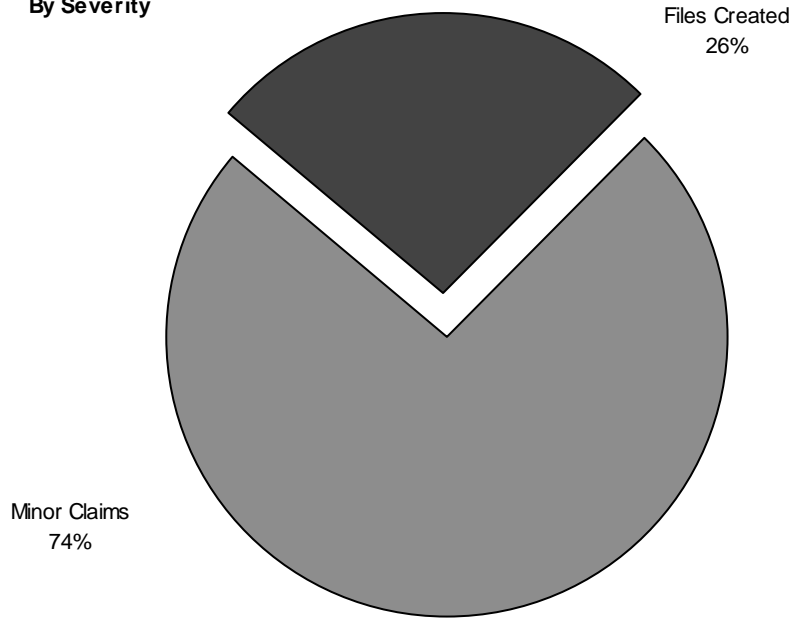
By Payment Type



2007 Workers Compensation Statistics

Accidents Reported

By Severity



Files Created

Accidents vs. Occupational Diseases



New Files by Sex Age

	Age Group	New Files Created
Male:		
	Unknown	2,200
	10 - 19 Yrs.	834
	20 - 29 Yrs.	6,143
	30 - 39 Yrs.	6,900
	40 - 49 Yrs.	7,652
	50 - 59 Yrs.	5,240
	60 - 69 Yrs.	1,579
	70 - 79 Yrs.	203
	80 - 89 Yrs.	21
	90 - 99 Yrs.	3
	Total Male:	30,775
Female:		
	Unknown	1,637
	10 - 19 Yrs.	466
	20 - 29 Yrs.	3,273
	30 - 39 Yrs.	3,922
	40 - 49 Yrs.	5,292
	50 - 59 Yrs.	4,278
	60 - 69 Yrs.	1,150
	70 - 79 Yrs.	167
	80 - 89 Yrs.	23
	90 - 99 Yrs.	3
	Total Female:	20,211
Sex Unknown:		
	Unknown	53
	10 - 19 Yrs.	5
	20 - 29 Yrs.	41
	30 - 39 Yrs.	47
	40 - 49 Yrs.	62
	50 - 59 Yrs.	41
	60 - 69 Yrs.	16
	70 - 79 Yrs.	4
	Total :	269
Total New Files:		51,255

New Files Created

	Files Created	Percent of Total
Accident Type:		
Abnormal Air Pressure (Contact with)	3	0.01%
Absorbtion,Ingestion or Inhalation,NOC	245	0.48%
Animal or Insect (Struck or Injured By)	578	1.13%
Broken Glass (Cut,Puncture,Scrape)	247	0.48%
Caught In / Under	2	0.00%
Caught In,Under or Between,NOC	1,447	2.82%
Caught,Puncture,Scrape,NOC	611	1.19%
Chemicals (Burn or Contact with)	143	0.28%
Cold Objects or Substances (Contact with)	7	0.01%
Collapsing Materials (Caught In,Under,Between)	13	0.03%
Collision with a Fixed Object	113	0.22%
Collision with Another Vehicle	682	1.33%
Contact With, NOC	307	0.60%
Continual Noise (Strain or Injury By)	155	0.30%
Crash of Airplane	6	0.01%
Crash of Rail Vehicle	3	0.01%
Crash of Water Vehicle	7	0.01%
Cumulative,NOC	375	0.73%
Dust,Gases,Fumes or Vapors (Contact with)	132	0.26%
Electrical Current (Contact with)	129	0.25%
Explosion or Flare Back (Struck or Injured By)	34	0.07%
Fall,Slip or Trip,NOC	4,944	9.65%
Falling or Flying Object (Struck or Injured By)	2,250	4.39%
Fellow Worker,Patient (Struck or Injured By)	1,045	2.04%
Fire or Flame (Burn or Scald)	88	0.17%
Foreign Matter in Eye(s)	243	0.47%
From Different Level (Fall,Slip or Trip)	1,050	2.05%
From Ladder or Scaffolding (Fall,Slip or Trip)	1,068	2.08%
From Liquid or Grease Spills (Fall,Slip or Trip)	1,226	2.39%
Hand Tool or Machine (Struck or Injured By)	305	0.60%
Hand Tool,Utensil;Not Powered (Cut,Puncture,Scrape)	563	1.10%
Holding or Carrying (Strain or Injury By)	224	0.44%
Hot Objects or Substances (Burn or Scald)	220	0.43%
Into Openings (Fall,Slip or Trip)	359	0.70%
Jumping (Strain or Injury By)	129	0.25%
Lifting (Strain or Injury By)	5,413	10.56%
Machine or Machinery (Caught In,Under,Between)	468	0.91%

	Files Created	Percent of Total
Mold	4	0.01%
Motor Vehicle (Struck or Injured By)	350	0.68%
Motor Vehicle,NOC	1,093	2.13%
Moving Part of Machine (Striking Against or Stepping On)	23	0.04%
Moving Parts of Machine (Struck or Injured By)	150	0.29%
Natural Disasters	1	0.00%
Object Being Lifted or Handled (Cut,Puncture,Scrape)	602	1.17%
Object Being Lifted or Handled (Striking Against or Stepping On)	61	0.12%
Object Being Lifted or Handled (Struck or Injured By)	948	1.85%
Object Handled (Caught In,Under,Between)	180	0.35%
Object Handled By Others (Struck or Injured By)	148	0.29%
On Ice or Snow (Fall,Slip or Trip)	716	1.40%
On Same Level (Fall,Slip or Trip)	2,238	4.37%
On Stairs (Fall,Slip or Trip)	927	1.81%
Other Than Physical Cause of Injury	416	0.81%
Other,Miscellaneous,NOC	9,055	17.67%
Person in Act of Crime	150	0.29%
Powered Hand Tool,Appliance (Cut,Puncture,Scrape)	434	0.85%
Pushing or Pulling (Strain or Injury By)	1,755	3.42%
Radiation (Contact with)	3	0.01%
Reaching (Strain or Injury By)	316	0.62%
Repetitive Motion	217	0.42%
Repetitive Motion (Strain or Injury By)	278	0.54%
Rubbed or Abraded,NOC	23	0.04%
Sanding,Scraping,Cleaning Operation (Striking Against or Stepping On)	11	0.02%
Slipped,Do Not Fall	158	0.31%
Stationary Object (Striking Against or Stepping On)	878	1.71%
Steam or Hot Fluids (Burn or Scald)	165	0.32%
Stepping on Sharp Object	54	0.11%
Strain or Injury By,NOC	2,301	4.49%
Striking Against or Stepping On,NOC	604	1.18%
Struck or Injured,NOC	1,205	2.35%
Temperature Extremes (Burn or Scald)	110	0.21%
Terrorism	3	0.01%
Twisting (Strain or Injury By)	565	1.10%
Using Tool or Machinery (Strain or Injury By)	51	0.10%
Vehicle Upset (Overturned)	177	0.35%

	Files Created	Percent of Total
Weilding or Throwing (Strain or Injury By)	44	0.09%
Welding Operation (Burn or Scald)	7	0.01%
Total:	51,255	100.00%

Body Part:

Abdomen Including Groin	481	0.94%
Ankle	2,261	4.41%
Artificial Appliance	9	0.02%
Body Systems and Multiple Body Systems	41	0.08%
Brain	42	0.08%
Buttocks	44	0.09%
Chest	671	1.31%
Disc (Back)	132	0.26%
Disc (Neck)	19	0.04%
Ear(s)	254	0.50%
Elbow	681	1.33%
Eye(s)	741	1.45%
Facial Bones	61	0.12%
Finger(s)	3,392	6.62%
Foot	1,599	3.12%
Great Toe	118	0.23%
Hand	1,983	3.87%
Heart	381	0.74%
Hip	283	0.55%
Insufficient Info to Properly Identify	1,897	3.70%
Internal Organs	766	1.49%
Knee	4,445	8.67%
Larynx	7	0.01%
Lower Arm	686	1.34%
Lower Back Area	4,644	9.06%
Lower Leg	807	1.57%
Lumbar & Or Sacral Vertebrae	4	0.01%
Lungs	221	0.43%
Mouth	112	0.22%
Multiple Body Parts	8,471	16.53%
Multiple Head Injury	1,751	3.42%
Multiple Lower Extremities	1,661	3.24%
Multiple Neck Injury	545	1.06%

	Files Created	Percent of Total
Multiple Trunk	2,388	4.66%
Multiple Upper Extremities	2,050	4.00%
Nose	136	0.27%
Pelvis	36	0.07%
Sacrum and Coccyx	85	0.17%
Shoulder(s)	2,973	5.80%
Skull	64	0.12%
Soft Tissue	46	0.09%
Soft Tissue	208	0.41%
Spinal Cord	6	0.01%
Spinal Cord	11	0.02%
Teeth	170	0.33%
Thumb	953	1.86%
Toe(s)	230	0.45%
Trachea	6	0.01%
Unclassified	266	0.52%
Upper Arm	208	0.41%
Upper Back Area	268	0.52%
Upper Leg	179	0.35%
Vertebrae	9	0.02%
Whole Body	20	0.04%
Wrist	1,473	2.87%
Wrist(s) & Hand(s)	260	0.51%
Total:	51,255	100.00%

	Files Created	Percent of Total
Nature of Injury:		
All Other Cumulative,NOC (OD)	10	0.02%
All Other Occupational Disease,NOC (OD)	12	0.02%
All Other Specific Injuries,NOC	15,071	29.40%
Amputation	2	0.00%
Amputation	193	0.38%
Angina Pectoris	25	0.05%
Asbestosis (OD)	12	0.02%
Asphyxiation	3	0.01%
Black Lung (OD)	137	0.27%
Burn	698	1.36%
Cancer (OD)	19	0.04%
Carpal Tunnel Syndrome (OD)	220	0.43%
Concussion	215	0.42%
Contagious Disease (OD)	3	0.01%
Contusion	4,283	8.36%
Crushing	407	0.79%
Dermatitis (OD)	59	0.12%
Dislocation	416	0.81%
Dust Disease,NOC (OD)	1	0.00%
Electric Shock	104	0.20%
Exposure	100	0.20%
Foreign Body	391	0.76%
Fracture	4,767	9.30%
Freezing	6	0.01%
Hearing Loss or Impairment	23	0.04%
Heart & Lung-Fire	100	0.20%
Heart & Lung-Police	170	0.33%
Heat Prostration	101	0.20%
Hepatitis C (OD)	1	0.00%
Hernia	522	1.02%
Infection	187	0.36%
Inflammation	1,066	2.08%
Laceration	4,946	9.65%
Loss of Hearing (OD)	161	0.31%
Mental Disorder (OD)	1	0.00%
Mental Stress (OD)	226	0.44%

	Files Created	Percent of Total
Multiple Injuries,Physical or Psychological	5	0.01%
Multiple Physical Injuries	216	0.42%
Myocardial Infarction (Heart Attack)	79	0.15%
No Physical Injury	4	0.01%
Poisoning,General (Not OD)	39	0.08%
Puncture	893	1.74%
Respiratory Disorders (OD)	26	0.05%
Rupture	172	0.34%
Severance	82	0.16%
Silicosis (OD)	2	0.00%
Sprain or Tear	3,939	7.69%
Strain or Tear	10,951	21.37%
Syncope	155	0.30%
Vascular	23	0.04%
VDT (Video Display Terminal) (OD)	1	0.00%
Vision Loss	10	0.02%
Total:	51,255	100.00%

	Files Created	Percent of Total
Occupation:		
Advertising, Marketing, Promotions, Public Relations, and Sales Managers	54	0.11%
Agricultural Workers	116	0.23%
Air Transportation Workers	28	0.05%
Animal Care and Service Workers	67	0.13%
Architects, Surveyors, and Cartographers	22	0.04%
Art and Design Workers	62	0.12%
Assemblers and Fabricators	359	0.70%
Building Cleaning and Pest Control Workers	1,207	2.35%
Business Operations Specialists	126	0.25%
Communications Equipment Operators	10	0.02%
Computer Specialists	135	0.26%
Construction Trades Workers	3,363	6.56%
Cooks and Food Preparation Workers	1,053	2.05%
Counselors, Social Workers, and Other Community and Social Service Specialists	249	0.49%
Drafters, Engineering, and Mapping Technicians	54	0.11%
Electrical and Electronic Equipment Mechanics, Installers, and Repairers	46	0.09%
Engineers	167	0.33%
Entertainers and Performers, Sports and Related Workers	273	0.53%
Entertainment Attendants and Related Workers	32	0.06%
Extraction Workers	151	0.29%
Financial Clerks	170	0.33%
Financial Specialists	114	0.22%
Fire Fighting and Prevention Workers	927	1.81%
First-Line Supervisors/Managers, Protective Service Workers	109	0.21%
Food and Beverage Serving Workers	704	1.37%
Food Preparation and Serving Related Occupations	3	0.01%
Food Processing Workers	167	0.33%
Forest, Conservation, and Logging Workers	17	0.03%
Funeral Service Workers	9	0.02%
Grounds Maintenance Workers	381	0.74%
Health Diagnosing and Treating Practitioners	1,086	2.12%
Health Technologists and Technicians	827	1.61%
Helpers, Construction Trades	269	0.52%
Information and Record Clerks	591	1.15%

	Files Created	Percent of Total
Law Enforcement Workers	2,325	4.54%
Lawyers, Judges, and Related Workers	12	0.02%
Legal Support Workers	18	0.04%
Librarians, Curators, and Archivists	26	0.05%
Life Scientists	29	0.06%
Life, Physical, and Social Science Technicians	37	0.07%
Material Moving Workers	908	1.77%
Material Recording, Scheduling, Dispatching, and Distributing Workers	1,538	3.00%
Media and Communication Equipment Workers	24	0.05%
Media and Communication Workers	38	0.07%
Metal Workers and Plastic Workers	667	1.30%
Military Enlisted Tactical Operations and Air/Weapons Specialists and Crew Members	2	0.00%
Military Officer Special and Tactical Operations Leaders/Managers	1	0.00%
Motor Vehicle Operators	2,844	5.55%
Nursing, Psychiatric, and Home Health Aides	1,237	2.41%
Occupational and Physical Therapist Assistants and Aides	28	0.05%
Operations Specialties Managers	96	0.19%
Other Construction and Related Workers	136	0.27%
Other Education, Training, and Library Occupations	206	0.40%
Other Food Preparation and Serving Related Workers	238	0.46%
Other Healthcare Practitioners and Technical Occupations	8	0.02%
Other Healthcare Support Occupations	198	0.39%
Other Installation, Maintenance, and Repair Occupations	1,424	2.78%
Other Management Occupations	1,934	3.77%
Other Office and Administrative Support Workers	345	0.67%
Other Personal Care and Service Workers	188	0.37%
Other Production Occupations	2,006	3.91%
Other Protective Service Workers	298	0.58%
Other Sales and Related Workers	89	0.17%
Other Teachers and Instructors	818	1.60%
Other Transportation Workers	100	0.20%
Personal Appearance Workers	43	0.08%
Physical Scientists	12	0.02%
Plant and System Operators	34	0.07%
Postsecondary Teachers	145	0.28%

	Files Created	Percent of Total
Primary, Secondary, and Special Education School Teachers	47	0.09%
Printing Workers	58	0.11%
Protective Service Occupations	2	0.00%
Rail Transportation Workers	10	0.02%
Religious Workers	20	0.04%
Retail Sales Workers	1,526	2.98%
Sales Representatives, Services	168	0.33%
Sales Representatives, Wholesale and Manufacturing	28	0.05%
Secretaries and Administrative Assistants	330	0.64%
Social Scientists and Related Workers	22	0.04%
Supervisors of Installation, Maintenance, and Repair Workers	38	0.07%
Supervisors, Building and Grounds Cleaning and Maintenance Workers	77	0.15%
Supervisors, Construction and Extraction Workers	80	0.16%
Supervisors, Farming, Fishing, and Forestry Workers	11	0.02%
Supervisors, Food Preparation and Serving Workers	104	0.20%
Supervisors, Office and Administrative Support Workers	38	0.07%
Supervisors, Personal Care and Service Workers	1	0.00%
Supervisors, Production Workers	41	0.08%
Supervisors, Sales Workers	291	0.57%
Supervisors, Transportation and Material Moving Workers	27	0.05%
Textile, Apparel, and Furnishings Workers	102	0.20%
Top Executives	683	1.33%
Transportation, Tourism, and Lodging Attendants	123	0.24%
Unknown, Unreported	15,463	30.17%
Vehicle and Mobile Equipment Mechanics, Installers, and Repairers	894	1.74%
Water Transportation Workers	5	0.01%
Woodworkers	64	0.12%
Total:	51,253	100.00%

Industry:

Accommodation	666	1.68%
Administration of Economic Programs	21	0.05%
Administration of Environmental Quality Programs	4	0.01%

	Files Created	Percent of Total
Administration of Housing Programs, Urban Planning, and Community Development	5	0.01%
Administration of Human Resource Programs	4	0.01%
Administrative and Support Services	1,494	3.78%
Air Transportation	477	1.21%
Ambulatory Health Care Services	725	1.83%
Amusement, Gambling, and Recreation Industries	241	0.61%
Animal Production	60	0.15%
Apparel Manufacturing	12	0.03%
Beverage and Tobacco Product Manufacturing	327	0.83%
Broadcasting (except Internet)	60	0.15%
Building Material and Garden Equipment and Supplies Dealers	642	1.62%
Chemical Manufacturing	110	0.28%
Clothing and Clothing Accessories Stores	166	0.42%
Computer and Electronic Product Manufacturing	52	0.13%
Construction of Buildings	1,158	2.93%
Couriers and Messengers	434	1.10%
Credit Intermediation and Related Activities	257	0.65%
Crop Production	80	0.20%
Educational Services	3,685	9.32%
Electrical Equipment, Appliance, and Component Manufacturing	29	0.07%
Electronics and Appliance Stores	58	0.15%
Executive, Legislative, and Other General Government Support	3,082	7.79%
Fabricated Metal Product Manufacturing	132	0.33%
Fishing, Hunting and Trapping	1	0.00%
Food and Beverage Stores	1,443	3.65%
Food Manufacturing	552	1.40%
Food Services and Drinking Places	1,693	4.28%
Forestry and Logging	39	0.10%
Funds, Trusts, and Other Financial Vehicles	17	0.04%
Furniture and Home Furnishings Stores	147	0.37%
Furniture and Related Product Manufacturing	132	0.33%
Gasoline Stations	211	0.53%
General Merchandise Stores	1,485	3.75%
Health and Personal Care Stores	130	0.33%
Heavy and Civil Engineering Construction	216	0.55%
Hospitals	2,966	7.50%
Insurance Carriers and Related Activities	141	0.36%

	Files Created	Percent of Total
Internet Publishing and Broadcasting	17	0.04%
Internet Service Providers, Web Search Portals, and Data Processing Services	9	0.02%
Justice, Public Order, and Safety Activities	3,475	8.79%
Leather and Allied Product Manufacturing	10	0.03%
Machinery Manufacturing	108	0.27%
Management of Companies and Enterprises	3	0.01%
Merchant Wholesalers, Durable Goods	269	0.68%
Merchant Wholesalers, Nondurable Goods	158	0.40%
Mining (except Oil and Gas)	503	1.27%
Miscellaneous Manufacturing	612	1.55%
Miscellaneous Store Retailers	324	0.82%
Monetary Authorities - Central Bank	59	0.15%
Motion Picture and Sound Recording Industries	28	0.07%
Motor Vehicle and Parts Dealers	592	1.50%
Museums, Historical Sites, and Similar Institutions	100	0.25%
National Security and International Affairs	1	0.00%
Nonmetallic Mineral Product Manufacturing	121	0.31%
Nonstore Retailers	104	0.26%
Nursing and Residential Care Facilities	735	1.86%
Oil and Gas Extraction	11	0.03%
Other Information Services	5	0.01%
Paper Manufacturing	112	0.28%
Performing Arts, Spectator Sports, and Related Industries	251	0.63%
Personal and Laundry Services	176	0.45%
Petroleum and Coal Products Manufacturing	15	0.04%
Pipeline Transportation	2	0.01%
Plastics and Rubber Products Manufacturing	454	1.15%
Postal Service	3	0.01%
Primary Metal Manufacturing	70	0.18%
Printing and Related Support Activities	98	0.25%
Private Households	2	0.01%
Professional, Scientific, and Technical Services	464	1.17%
Publishing Industries (except Internet)	88	0.22%
Real Estate	175	0.44%
Religious, Grantmaking, Civic, Professional, and Similar Organizations	213	0.54%
Rental and Leasing Services	139	0.35%
Repair and Maintenance	306	0.77%
Scenic and Sightseeing Transportation	2	0.01%

	Files Created	Percent of Total
Securities, Commodity Contracts, and Other Financial Investments and Related Activities	8	0.02%
Social Assistance	242	0.61%
Specialty Trade Contractors	2,813	7.11%
Sporting Goods, Hobby, Book, and Music Stores	73	0.18%
Support Activities for Agriculture and Forestry	15	0.04%
Support Activities for Mining	28	0.07%
Support Activities for Transportation	298	0.75%
Telecommunications	198	0.50%
Textile Mills	36	0.09%
Textile Product Mills	22	0.06%
Transit and Ground Passenger Transportation	373	0.94%
Transportation Equipment Manufacturing	1,367	3.46%
Truck Transportation	682	1.72%
Utilities	102	0.26%
Warehousing and Storage	58	0.15%
Waste Management and Remediation Services	82	0.21%
Water Transportation	1	0.00%
Wholesale Electronic Markets and Agents and Brokers	14	0.04%
Wood Product Manufacturing	169	0.43%
Total:	39,549	100.00%

	Files Created	Percent of Total
Location of Accident:		
(NONE)	3	0.01%
ACCOMACK	135	0.26%
ALBEMARLE	355	0.69%
ALEXANDRIA	1,136	2.22%
ALLEGHANY	59	0.12%
AMELIA	48	0.09%
AMHERST	156	0.30%
APPOMATTOX	39	0.08%
ARLINGTON	999	1.95%
AUGUSTA	376	0.73%
BATH	68	0.13%
BEDFORD CITY	67	0.13%
BEDFORD COUNTY	184	0.36%
BLAND	48	0.09%
BOTETOURT	140	0.27%
BRISTOL	255	0.50%
BRUNSWICK	69	0.13%
BUCHANAN	305	0.60%
BUCKINGHAM	68	0.13%
BUENA VISTA	43	0.08%
CAMPBELL	169	0.33%
CAROLINE	103	0.20%
CARROLL	106	0.21%
CHARLES CITY	32	0.06%
CHARLOTTE	31	0.06%
CHARLOTTESVILLE	671	1.31%
CHESAPEAKE	1,143	2.23%
CHESTERFIELD	1,213	2.37%
CLARKE	114	0.22%
CLIFTON FORGE	33	0.06%
COLONIAL HEIGHTS	192	0.37%
COVINGTON	91	0.18%
CRAIG	17	0.03%
CULPEPER	293	0.57%
CUMBERLAND	26	0.05%
DANVILLE	509	0.99%
DICKENSON	106	0.21%
DINWIDDIE	239	0.47%
EMPORIA	69	0.13%
ESSEX	58	0.11%
FAIRFAX CITY	264	0.52%

	Files Created	Percent of Total
FAIRFAX COUNTY	4,264	8.32%
FALLS CHURCH	317	0.62%
FAUQUIER	322	0.63%
FLOYD	45	0.09%
FLUVANNA	67	0.13%
FRANKLIN CITY	88	0.17%
FRANKLIN COUNTY	226	0.44%
FREDERICK	275	0.54%
FREDERICKSBURG	639	1.25%
GALAX	108	0.21%
GILES	91	0.18%
GLOUCESTER	137	0.27%
GOOCHLAND	172	0.34%
GRAYSON	47	0.09%
GREENE	45	0.09%
GREENSVILLE	95	0.19%
HALIFAX	78	0.15%
HAMPTON	651	1.27%
HANOVER	701	1.37%
HARRISONBURG	346	0.68%
HENRICO	1,175	2.29%
HENRY	191	0.37%
HIGHLAND	5	0.01%
HOPEWELL	139	0.27%
ISLE OF WIGHT	219	0.43%
JAMES CITY	290	0.57%
KING & QUEEN	20	0.04%
KING GEORGE	69	0.13%
KING WILLIAM	57	0.11%
LANCASTER	55	0.11%
LEE	106	0.21%
LEXINGTON	72	0.14%
LOUDOUN	1,502	2.93%
LOUISA	102	0.20%
LUNENBURG	26	0.05%
LYNCHBURG	779	1.52%
MADISON	51	0.10%
MANASSAS	519	1.01%
MANASSAS PARK	33	0.06%
MARTINSVILLE	222	0.43%
MATHEWS	16	0.03%
MECKLENBURG	151	0.29%
MIDDLESEX	39	0.08%

	Files Created	Percent of Total
MONTGOMERY	579	1.13%
NELSON	66	0.13%
NEW KENT	57	0.11%
NEWPORT NEWS	1,865	3.64%
NORFOLK	1,745	3.40%
NORTHAMPTON	98	0.19%
NORTHUMBERLAND	37	0.07%
NORTON	93	0.18%
NOTTOWAY	95	0.19%
ORANGE	194	0.38%
OUT OF STATE	1,120	2.19%
PAGE	68	0.13%
PATRICK	71	0.14%
PETERSBURG	321	0.63%
PITTSYLVANIA	143	0.28%
POQUOSON	28	0.05%
PORTSMOUTH	612	1.19%
POWHATAN	107	0.21%
PRINCE EDWARD	119	0.23%
PRINCE GEORGE	179	0.35%
PRINCE WILLIAM	1,051	2.05%
PULASKI	352	0.69%
RADFORD	161	0.31%
RAPPAHANNOCK	14	0.03%
RICHMOND CITY	3,175	6.19%
RICHMOND COUNTY	34	0.07%
ROANOKE CITY	910	1.78%
ROANOKE COUNTY	387	0.76%
ROCKBRIDGE	66	0.13%
ROCKINGHAM	437	0.85%
RUSSELL	160	0.31%
SALEM	401	0.78%
SCOTT	72	0.14%
SHENANDOAH	240	0.47%
SMYTH	386	0.75%
SOUTH BOSTON	70	0.14%
SOUTHAMPTON	94	0.18%
SPOTSYLVANIA	245	0.48%
STAFFORD	306	0.60%
STAUNTON	184	0.36%
SUFFOLK	462	0.90%
SURRY	27	0.05%
SUSSEX	112	0.22%

	Files Created	Percent of Total
TAZEWELL	275	0.54%
UNKNOWN	4,532	8.84%
VIRGINIA BEACH	1,846	3.60%
WARREN	308	0.60%
WASHINGTON	429	0.84%
WAYNESBORO	180	0.35%
WESTMORELAND	51	0.10%
WILLIAMSBURG	615	1.20%
WINCHESTER	623	1.22%
WISE	378	0.74%
WYTHE	246	0.48%
YORK	245	0.48%
Total:	51,255	100.00%

Awards and Payments

	FILES WITH AWARDS		Compensation	Cost of Living	Total
	Entered	Terminated			
Accident Type:					
Absorbtion,Ingestion or Inhalation,NOC	47	44	\$1,395,595	\$0	\$1,395,595
Animal or Insect (Struck or Injured By)	75	66	\$411,273	\$0	\$411,273
Bodily Motion	496	580	\$47,733,342	\$9,902	\$47,743,243
Broken Glass (Cut,Puncture,Scrape)	61	51	\$175,949	\$0	\$175,949
Caught In / Under	134	165	\$13,727,178	\$6,277	\$13,733,455
Caught In,Under or Between,NOC	573	502	\$4,033,602	\$193	\$4,033,796
Caught,Puncture,Scrape,NOC	134	122	\$878,539	\$0	\$878,539
Chemicals (Burn or Contact with)	32	32	\$1,455,649	\$0	\$1,455,649
Cold Objects or Substances (Contact with)	4	4	\$10,487	\$0	\$10,487
Collapsing Materials (Caught In,Under,Between)	13	10	\$676,377	\$0	\$676,377
Collision with a Fixed Object	41	35	\$673,560	\$0	\$673,560
Collision with Another Vehicle	316	271	\$4,230,126	\$598	\$4,230,725
Contact With, NOC	36	31	\$169,098	\$0	\$169,098
Continual Noise (Strain or Injury By)	66	66	\$610,299	\$0	\$610,299
Crash of Airplane	3	2	\$225,423	\$0	\$225,423
Crash of Rail Vehicle	2	1	\$2,434	\$0	\$2,434
Crash of Water Vehicle	2	1	\$880	\$0	\$880
Cumulative,NOC	70	58	\$1,124,442	\$0	\$1,124,442
Dust,Gases,Fumes or Vapors (Contact with)	30	31	\$1,461,359	\$0	\$1,461,359
Electric Current	15	21	\$2,331,768	\$0	\$2,331,768
Electrical Current (Contact with)	48	41	\$816,951	\$0	\$816,951
Explosion or Flare Back (Struck or Injured By)	14	12	\$591,965	\$1,208	\$593,173
Fall - Elevation	318	366	\$37,813,906	\$58,189	\$37,872,095
Fall - Same Level	474	540	\$37,358,691	\$18,335	\$37,377,026
Fall,Slip or Trip,NOC	2,007	1,666	\$20,457,272	\$1,319	\$20,458,591
Falling or Flying Object (Struck or Injured By)	901	755	\$10,090,360	\$83	\$10,090,443
Fellow Worker,Patient (Struck or Injured By)	306	273	\$2,209,826	\$0	\$2,209,826
Fire or Flame (Burn or Scald)	36	29	\$1,181,913	\$0	\$1,181,913
Foreign Matter in Eye(s)	28	26	\$458,530	\$0	\$458,530

	FILES WITH AWARDS		Compensation	Cost of Living	Total
	Entered	Terminated			
From Different Level (Fall,Slip or Trip)	651	530	\$12,559,423	\$105	\$12,559,528
From Ladder or Scaffolding (Fall,Slip or Trip)	621	500	\$10,801,362	\$1,367	\$10,802,729
From Liquid or Grease Spills (Fall,Slip or Trip)	512	441	\$4,175,972	\$0	\$4,175,972
Hand Tool or Machine (Struck or Injured By)	89	81	\$684,721	\$0	\$684,721
Hand Tool,Utensil;Not Powered (Cut,Puncture,Scrape)	107	104	\$479,027	\$0	\$479,027
Holding or Carrying (Strain or Injury By)	88	70	\$744,908	\$0	\$744,908
Hot Objects or Substances (Burn or Scald)	73	69	\$375,621	\$0	\$375,621
Into Openings (Fall,Slip or Trip)	182	164	\$1,659,419	\$206	\$1,659,626
Jumping (Strain or Injury By)	66	53	\$665,717	\$0	\$665,717
Lifting (Strain or Injury By)	2,116	1,747	\$22,678,543	\$3,451	\$22,681,994
Machine or Machinery (Caught In,Under,Between)	293	261	\$3,676,803	\$0	\$3,676,803
Motor Vehicle	236	256	\$26,629,517	\$13,334	\$26,642,851
Motor Vehicle (Struck or Injured By)	204	154	\$2,861,596	\$588	\$2,862,185
Motor Vehicle,NOC	471	371	\$6,663,635	\$0	\$6,663,635
Moving Part of Machine (Striking Against or Stepping On)	13	10	\$94,269	\$0	\$94,269
Moving Parts of Machine (Struck or Injured By)	64	49	\$607,864	\$0	\$607,864
Natural Disasters	1	1	\$8,711	\$0	\$8,711
Object Being Lifted or Handled (Cut,Puncture,Scrape)	155	146	\$883,514	\$0	\$883,514
Object Being Lifted or Handled (Striking Against or Stepping On)	23	16	\$42,808	\$0	\$42,808
Object Being Lifted or Handled (Struck or Injured By)	277	245	\$2,578,883	\$184	\$2,579,067
Object Handled (Caught In,Under,Between)	67	58	\$349,266	\$0	\$349,266
Object Handled By Others (Struck or Injured By)	38	36	\$399,245	\$0	\$399,245
On Ice or Snow (Fall,Slip or Trip)	267	235	\$2,924,918	\$0	\$2,924,918
On Same Level (Fall,Slip or Trip)	693	596	\$5,866,646	\$146	\$5,866,792
On Stairs (Fall,Slip or Trip)	295	248	\$3,410,803	\$13	\$3,410,816
Other Than Physical Cause of Injury	58	47	\$813,095	\$0	\$813,095
Other,Miscellaneous,NOC	2,202	1,899	\$40,955,068	\$6,762	\$40,961,830

	FILES WITH AWARDS		Compensation	Cost of Living	Total
	Entered	Terminated			
Overexertion	865	942	\$86,066,334	\$43,450	\$86,109,784
Person in Act of Crime	56	43	\$415,645	\$0	\$415,645
Powered Hand Tool,Appliance (Cut,Puncture,Scrape)	210	196	\$2,174,234	\$0	\$2,174,234
Public Transportation	2	4	\$575,068	\$0	\$575,068
Pushing or Pulling (Strain or Injury By)	706	605	\$8,909,906	\$611	\$8,910,517
Radiation Caustics	12	16	\$921,128	\$4,780	\$925,909
Reaching (Strain or Injury By)	110	90	\$762,495	\$406	\$762,901
Repetitive Motion	17	13	\$359,001	\$0	\$359,001
Repetitive Motion (Strain or Injury By)	36	27	\$235,491	\$0	\$235,491
Rubbed / Abraded	75	86	\$5,260,966	\$0	\$5,260,966
Rubbed or Abraded,NOC	8	8	\$24,889	\$0	\$24,889
Sanding,Scraping,Cleaning Operation (Striking Against or Stepping On)	2	2	\$438	\$0	\$438
Slipped,Do Not Fall	80	71	\$1,002,841	\$192	\$1,003,033
Stationary Object (Striking Against or Stepping On)	237	194	\$2,001,354	\$0	\$2,001,354
Steam or Hot Fluids (Burn or Scald)	61	64	\$142,722	\$0	\$142,722
Stepping on Sharp Object	6	7	\$54,512	\$0	\$54,512
Strain or Injury By,NOC	825	703	\$8,443,810	\$361	\$8,444,171
Striking Against or Stepping On,NOC	199	176	\$1,780,271	\$0	\$1,780,271
Struck Against	76	89	\$6,943,599	\$20,016	\$6,963,615
Struck By	311	342	\$26,699,429	\$3,043	\$26,702,472
Struck or Injured,NOC	356	289	\$2,920,744	\$235	\$2,920,979
Temperature Extremes	27	27	\$2,494,654	\$0	\$2,494,654
Temperature Extremes (Burn or Scald)	10	8	\$9,646	\$0	\$9,646
Terrorism	2	2	\$65,110	\$0	\$65,110
Twisting (Strain or Injury By)	220	207	\$3,880,060	\$0	\$3,880,060
Using Tool or Machinery (Strain or Injury By)	18	12	\$482,362	\$0	\$482,362
Vehicle Upset (Overturned)	84	65	\$1,618,171	\$0	\$1,618,171
Weilding or Throwing (Strain or Injury By)	12	10	\$94,912	\$0	\$94,912
Welding Operation (Burn or Scald)	1	1	\$156	\$0	\$156
Total:	20,768	18,487	\$510,238,094	\$195,358	\$510,433,452

	FILES WITH AWARDS		Compensation	Cost of Living	Total
	Entered	Terminated			
Body Part:					
Abdomen Including Groin	116	103	\$635,999	\$361	\$636,360
Ankle	0	124	\$5,974,366	\$3,558	\$5,977,924
Ankle	902	709	\$6,051,680	\$0	\$6,051,680
Artificial Appliance	1	1	\$55	\$0	\$55
Body Systems and Multiple Bo	4	4	\$296,556	\$0	\$296,556
Brain	0	5	\$524,238	\$0	\$524,238
Brain	16	8	\$133,108	\$0	\$133,108
Buttocks	11	9	\$121,835	\$0	\$121,835
Chest	141	123	\$568,611	\$0	\$568,611
Chest	0	12	\$1,213,490	\$0	\$1,213,490
Disc (Back)	0	38	\$4,591,203	\$3,527	\$4,594,730
Disc (Back)	118	69	\$1,772,391	\$406	\$1,772,797
Disc (Neck)	11	6	\$88,683	\$0	\$88,683
Disc (Neck)	0	2	\$238,113	\$0	\$238,113
Ear(s)	0	4	\$219,808	\$0	\$219,808
Ear(s)	86	84	\$569,318	\$0	\$569,318
Elbow	278	207	\$1,644,573	\$0	\$1,644,573
Elbow	0	46	\$3,098,295	\$2,573	\$3,100,868
Eye(s)	135	109	\$1,372,496	\$0	\$1,372,496
Eye(s)	0	21	\$1,109,791	\$0	\$1,109,791
Facial Bones	19	16	\$72,606	\$0	\$72,606
Facial Tissue	0	3	\$380,513	\$0	\$380,513
Finger	0	88	\$2,838,004	\$1,034	\$2,839,039
Finger(s)	1,195	1,051	\$6,980,494	\$157	\$6,980,652
Foot	0	96	\$8,700,357	\$523	\$8,700,880
Foot	635	484	\$4,505,491	\$0	\$4,505,491
Great Toe	36	33	\$121,034	\$184	\$121,218
Hand	0	75	\$3,696,259	\$37	\$3,696,296
Hand	591	457	\$3,382,574	\$235	\$3,382,809
Heart	0	20	\$2,506,678	\$0	\$2,506,678
Heart	78	48	\$1,160,146	\$0	\$1,160,146
Hip	0	34	\$3,947,170	\$0	\$3,947,170
Hip	172	115	\$2,162,909	\$146	\$2,163,054
Insufficient Info to Properly Ide	375	315	\$11,264,994	\$44	\$11,265,039
Internal Organs	0	47	\$3,006,797	\$7,233	\$3,014,029
Internal Organs	322	269	\$3,326,431	\$1,408	\$3,327,839
Knee	2,185	1,592	\$17,652,591	\$1,764	\$17,654,355
Knee	0	380	\$26,181,604	\$14,368	\$26,195,972

	FILES WITH AWARDS		Compensation	Cost of Living	Total
	Entered	Terminated			
Larynx	1	1	\$262	\$0	\$262
Low Back Area	0	406	\$41,523,867	\$18,950	\$41,542,816
Lower Arm	266	184	\$1,758,018	\$0	\$1,758,018
Lower Arm	0	65	\$4,617,964	\$0	\$4,617,964
Lower Back Area	1,950	1,270	\$21,765,874	\$0	\$21,765,874
Lower Leg	0	90	\$7,863,571	\$1,511	\$7,865,081
Lower Leg	439	309	\$4,729,666	\$18	\$4,729,684
Lumbar & Or Sacral Vertebrae	1	1	\$753	\$0	\$753
Lungs	16	15	\$271,747	\$0	\$271,747
Mouth	0	2	\$61,986	\$0	\$61,986
Mouth	9	6	\$8,027	\$0	\$8,027
Multiple Body Parts	4,322	2,747	\$50,298,114	\$4,570	\$50,302,684
Multiple Body Parts	0	1,002	\$103,735,271	\$81,230	\$103,816,502
Multiple Head Injuries	0	44	\$4,194,728	\$3,616	\$4,198,344
Multiple Head Injury	319	246	\$4,162,984	\$116	\$4,163,101
Multiple Lower Extremities	816	572	\$8,142,132	\$0	\$8,142,132
Multiple Lower Extremities	0	111	\$8,734,697	\$1,650	\$8,736,347
Multiple Neck Injuries	0	38	\$4,012,202	\$19,451	\$4,031,653
Multiple Neck Injury	179	127	\$2,644,005	\$0	\$2,644,005
Multiple Trunk	963	627	\$8,982,246	\$961	\$8,983,207
Multiple Trunk Injuries	0	243	\$26,087,551	\$15,261	\$26,102,811
Multiple Upper Extremities	993	712	\$8,512,935	\$36	\$8,512,971
Multiple Upper Extremities	0	137	\$9,254,159	\$1,716	\$9,255,875
Nose	0	1	\$2,250	\$0	\$2,250
Nose	22	18	\$25,407	\$0	\$25,407
Other Facial	0	1	\$78,662	\$0	\$78,662
Pelvis	20	13	\$56,577	\$0	\$56,577
Pelvis	0	4	\$287,966	\$0	\$287,966
Sacrum & Coccyx	0	7	\$451,214	\$0	\$451,214
Sacrum and Coccyx	29	18	\$91,587	\$0	\$91,587
Shoulder(s)	1,349	1,130	\$16,045,268	\$911	\$16,046,178
Skull	0	3	\$690,949	\$0	\$690,949
Skull	13	6	\$43,238	\$0	\$43,238
Soft Tissue	19	13	\$107,838	\$0	\$107,838
Soft Tissue	0	2	\$171,928	\$0	\$171,928
Soft Tissue	34	31	\$252,729	\$0	\$252,729
Spinal Cord	1	0	\$0	\$0	\$0
Spinal Cord	2	2	\$23,894	\$0	\$23,894
Spinal Cord - Neck	0	1	\$5,000	\$0	\$5,000
Teeth	4	3	\$8,762	\$0	\$8,762

FILES WITH AWARDS					
	Entered	Terminated	Compensation	Cost of Living	Total
Teeth	0	1	\$16,000	\$0	\$16,000
Thigh	0	10	\$1,321,269	\$0	\$1,321,269
Thumb	0	29	\$1,893,393	\$90	\$1,893,483
Thumb	294	250	\$1,590,805	\$21	\$1,590,826
Toe(s)	0	11	\$224,609	\$0	\$224,609
Toe(s)	86	73	\$365,964	\$0	\$365,964
Trachea	2	2	\$12,500	\$0	\$12,500
Unclassified	31	26	\$476,445	\$0	\$476,445
Upper Arm	354	99	\$1,553,331	\$0	\$1,553,331
Upper Arm	0	261	\$17,172,278	\$4,985	\$17,177,262
Upper Back Area	62	44	\$363,645	\$0	\$363,645
Upper Back Area	0	9	\$945,201	\$0	\$945,201
Upper Leg	70	50	\$739,782	\$0	\$739,782
Vertebrae	11	4	\$62,084	\$0	\$62,084
Vertebrae	0	5	\$382,810	\$0	\$382,810
Whole Body	11	6	\$376,133	\$0	\$376,133
Wrist	0	92	\$5,145,624	\$2,694	\$5,148,319
Wrist	604	460	\$5,305,166	\$13	\$5,305,180
Wrist(s) & Hand(s)	49	40	\$473,767	\$0	\$473,767
Totals:	20,768	18,487	\$510,238,094	\$195,358	\$510,433,452

	FILES WITH AWARDS		Compensation	Cost of Living	Total
	Entered	Terminated			
Nature:					
All Other Cumulative,NOC (OD)	4	4	\$133,372	\$0	\$133,372
All Other Occupational Disease,NOC (OD)	3	2	\$13,588	\$0	\$13,588
All Other Specific Injuries,NOC	4,555	3,779	\$55,343,801	\$2,880	\$55,346,681
Amputation	186	168	\$2,496,145	\$0	\$2,496,145
Amputation	19	26	\$3,107,344	\$0	\$3,107,344
Angina Pectoris	6	6	\$44,367	\$0	\$44,367
Asbestosis	1	0	\$0	\$0	\$0
Asbestosis (OD)	10	9	\$335,998	\$0	\$335,998
Asphyxiation	1	1	\$5,364	\$0	\$5,364
Black Lung (OD)	33	35	\$2,201,288	\$0	\$2,201,288
Black Lung I	0	1	\$169,281	\$0	\$169,281
Burn	256	246	\$2,588,777	\$0	\$2,588,777
Burn	34	37	\$2,719,315	\$0	\$2,719,315
Cancer (OD)	12	10	\$191,132	\$0	\$191,132
Carpal Tunnel Syndrome	18	24	\$1,229,208	\$0	\$1,229,208
Carpal Tunnel Syndrome (OD)	35	29	\$387,345	\$0	\$387,345
Concussion	16	13	\$2,011,095	\$0	\$2,011,095
Concussion	68	62	\$1,022,394	\$0	\$1,022,394
Contagious Disease (OD)	2	1	\$200	\$0	\$200
Contusion	1,143	963	\$9,877,863	\$1,251	\$9,879,114
Contusion	201	214	\$14,745,148	\$21,611	\$14,766,759
Crushing	207	185	\$2,911,893	\$0	\$2,911,893
Crushing	36	39	\$5,253,935	\$0	\$5,253,935
Dermatitis	1	1	\$60,053	\$0	\$60,053
Dermatitis (OD)	6	6	\$11,622	\$0	\$11,622
Dislocation	34	42	\$2,559,919	\$0	\$2,559,919
Dislocation	216	175	\$2,801,484	\$1,182	\$2,802,666
Dust Disease,NOC (OD)	2	2	\$23,084	\$0	\$23,084
Electric Shock	33	26	\$698,834	\$0	\$698,834
Electric Shock	10	13	\$1,745,653	\$0	\$1,745,653
Exposure	2	2	\$1,423	\$0	\$1,423
Fatal Amputation (Bone involved)	1	1	\$25,000	\$0	\$25,000
Fatal Black Lung IV	1	1	\$9,800	\$0	\$9,800
Fatal Burn	1	0	\$0	\$0	\$0
Fatal Crushing	0	6	\$1,230,359	\$0	\$1,230,359
Fatal Drowning	0	1	\$132,126	\$0	\$132,126

FILES WITH AWARDS					
	Entered	Terminated	Compensation	Cost of Living	Total
Fatal Electric Shock	0	2	\$426,999	\$0	\$426,999
Fatal Fracture	1	2	\$646,715	\$0	\$646,715
Fatal Heart & Lung - Firemen	1	1	\$64,125	\$0	\$64,125
Fatal Injury - NEC	21	43	\$8,469,301	\$0	\$8,469,301
Fatal Victim of Crime	1	1	\$204,710	\$0	\$204,710
Foreign Body	4	9	\$590,097	\$0	\$590,097
Foreign Body	47	43	\$528,401	\$0	\$528,401
Fracture	2,992	2,482	\$36,119,626	\$795	\$36,120,421
Fracture	470	566	\$47,576,564	\$37,094	\$47,613,658
Freezing	3	3	\$23,048	\$0	\$23,048
Freezing	1	0	\$0	\$0	\$0
Hearing Loss (Trauma)	2	3	\$22,157	\$0	\$22,157
Hearing Loss or Impairment	3	3	\$47,416	\$0	\$47,416
Heart & Lung - Firemen	7	9	\$973,877	\$0	\$973,877
Heart & Lung - Police	10	12	\$1,443,711	\$0	\$1,443,711
Heart & Lung-Fire	21	18	\$220,020	\$0	\$220,020
Heart & Lung-Police	27	19	\$820,787	\$0	\$820,787
Heat Prostration	13	12	\$22,342	\$0	\$22,342
Hepatitis C (OD)	1	1	\$7,500	\$0	\$7,500
Hernia	19	27	\$1,387,121	\$0	\$1,387,121
Hernia	233	208	\$736,578	\$1,769	\$738,347
Infection	7	8	\$272,017	\$0	\$272,017
Infection	31	28	\$216,969	\$0	\$216,969
Inflammation	221	201	\$2,271,158	\$0	\$2,271,158
Inflammation	72	66	\$4,269,223	\$467	\$4,269,690
Injury - NEC	921	1,020	\$91,048,546	\$32,931	\$91,081,478
Laceration	1,209	1,070	\$7,415,126	\$116	\$7,415,242
Laceration	118	141	\$9,773,454	\$22,120	\$9,795,575
Loss of Hearing	2	2	\$42,576	\$0	\$42,576
Loss of Hearing (OD)	77	78	\$507,252	\$0	\$507,252
Mental Disorder (OD)	1	1	\$20,000	\$0	\$20,000
Mental Stress (OD)	32	25	\$559,672	\$0	\$559,672
Multiple Injuries,Physical or Psychological	7	5	\$531,996	\$0	\$531,996
Multiple Physical Injuries	65	47	\$435,530	\$1,208	\$436,738
Myocardial Infarction	1	1	\$279,305	\$0	\$279,305
Myocardial Infarction (Heart Attack)	8	7	\$64,214	\$0	\$64,214
Occupational Disease - NEC	3	3	\$435,173	\$0	\$435,173
Other Cumulative	0	1	\$108,367	\$0	\$108,367
Poisoning - Metal (Lead)	0	1	\$20,816	\$1,419	\$22,234

	FILES WITH AWARDS		Compensation	Cost of Living	Total
	Entered	Terminated			
Poisoning,General (Not OD)	11	11	\$136,984	\$0	\$136,984
Puncture	136	128	\$917,367	\$0	\$917,367
Puncture	7	12	\$605,009	\$2,296	\$607,305
Radiation (OD)	1	1	\$4,452	\$0	\$4,452
Respiratory Disorders	2	2	\$98,619	\$0	\$98,619
Respiratory Disorders (OD)	9	8	\$30,232	\$0	\$30,232
Rupture	50	57	\$6,735,645	\$3,527	\$6,739,172
Rupture	109	82	\$1,285,812	\$0	\$1,285,812
Severance	5	10	\$975,578	\$0	\$975,578
Severance	65	65	\$754,333	\$21	\$754,354
Silicosis	1	1	\$0	\$0	\$0
Sprain	244	278	\$23,772,142	\$8,645	\$23,780,787
Sprain or Tear	1,300	1,139	\$12,229,319	\$0	\$12,229,319
Strain	856	916	\$77,969,812	\$51,519	\$78,021,331
Strain or Tear	4,136	3,449	\$48,039,469	\$2,086	\$48,041,555
Stress	6	9	\$1,291,894	\$0	\$1,291,894
Syncope	9	7	\$101,854	\$0	\$101,854
Vascular	7	6	\$183,743	\$0	\$183,743
Vascular Problem	1	1	\$39,557	\$0	\$39,557
Victim of Crime	4	3	\$347,455	\$2,422	\$349,876
Vision Loss	3	3	\$28,123	\$0	\$28,123
Vision Loss	1	0	\$0	\$0	\$0
Total:	20,768	18,487	\$510,238,094	\$195,358	\$510,433,452

	FILES WITH AWARDS		Compensation	Cost of Living	Total
	Entered	Terminated			
Occupation:					
Accountants and Auditors	14	14	\$61,528	\$0	\$61,528
Actors	2	2	\$28,202	\$0	\$28,202
Administrative Services Managers	1	2	\$3,029	\$0	\$3,029
Advertising Sales Agents	1	0	\$0	\$0	\$0
Agricultural Workers, All Other	1	1	\$10,655	\$0	\$10,655
Air Traffic Controllers	2	1	\$1,298	\$0	\$1,298
Aircraft Cargo Handling Supervisors	1	1	\$1,147	\$0	\$1,147
Aircraft Mechanics and Service Technicians	8	7	\$18,015	\$0	\$18,015
Aircraft Structure, Surfaces, Rigging, and Systems Assemblers	1	1	\$85	\$0	\$85
Airline Pilots, Copilots, and Flight Engineers	4	4	\$218,609	\$0	\$218,609
Ambulance Drivers and Attendants, Except Emergency Medical Technicians	7	5	\$67,539	\$0	\$67,539
Amusement and Recreation Attendants	5	5	\$77,850	\$0	\$77,850
Animal Control Workers	5	4	\$12,553	\$0	\$12,553
Animal Trainers	2	2	\$8,826	\$0	\$8,826
Anthropologists and Archeologists	2	2	\$1,779	\$0	\$1,779
Appraisers and Assessors of Real Estate	4	3	\$6,602	\$0	\$6,602
Art Directors	1	1	\$21,846	\$0	\$21,846
Art, Drama, and Music Teachers, Postsecondary	1	1	\$1,616	\$0	\$1,616
Assemblers and Fabricators	1	1	\$194	\$0	\$194
Assemblers and Fabricators, All Other	89	75	\$1,275,639	\$0	\$1,275,639
Athletes and Sports Competitors	31	33	\$497,808	\$0	\$497,808
Atmospheric, Earth, Marine, and Space Sciences Teachers, Postsecondary	1	1	\$303	\$0	\$303
Audio and Video Equipment Technicians	1	1	\$3,664	\$0	\$3,664
Audio-Visual Collections Specialists	1	1	\$2,606	\$0	\$2,606
Automotive Body and Related Repairers	34	29	\$470,647	\$0	\$470,647
Automotive Glass Installers and Repairers	12	9	\$91,447	\$0	\$91,447
Automotive Service Technicians and Mechanics	190	173	\$2,631,544	\$0	\$2,631,544
Baggage Porters and Bellhops	9	9	\$17,146	\$0	\$17,146

	FILES WITH AWARDS		Compensation	Cost of Living	Total
	Entered	Terminated			
Bailiffs	1	1	\$350	\$0	\$350
Bailiffs, Correctional Officers, and Jailers	1	0	\$0	\$0	\$0
Bakers	18	15	\$43,325	\$0	\$43,325
Bartenders	21	20	\$80,662	\$18	\$80,681
Bill and Account Collectors	5	1	\$44,392	\$0	\$44,392
Bindery Workers	3	5	\$39,759	\$0	\$39,759
Biological Scientists, All Other	1	1	\$2,471	\$0	\$2,471
Biomedical Engineers	1	0	\$0	\$0	\$0
Boilermakers	7	7	\$151,546	\$0	\$151,546
Bookkeeping, Accounting, and Auditing Clerks	12	13	\$106,756	\$0	\$106,756
Brickmasons and Blockmasons	34	25	\$299,237	\$0	\$299,237
Broadcast Technicians	1	1	\$13,887	\$0	\$13,887
Building Cleaning Workers, All Other	3	3	\$65,009	\$135	\$65,144
Bus and Truck Mechanics and Diesel Engine Specialists	15	9	\$295,805	\$0	\$295,805
Bus and Truck Mechanics and Diesel Engine Specialists	1	1	\$2,716	\$0	\$2,716
Bus Drivers	1	1	\$882	\$0	\$882
Bus Drivers, School	126	112	\$749,245	\$13	\$749,258
Bus Drivers, Transit and Intercity	88	75	\$601,269	\$0	\$601,269
Business Operations Specialists, All Other	1	0	\$0	\$0	\$0
Butchers and Meat Cutters	27	24	\$181,525	\$773	\$182,298
Cabinetmakers and Bench Carpenters	15	16	\$84,874	\$0	\$84,874
Captains, Mates, and Pilots of Water Vessels	1	1	\$583	\$0	\$583
Cardiovascular Technologists and Technicians	3	3	\$32,698	\$0	\$32,698
Cargo and Freight Agents	10	8	\$35,183	\$0	\$35,183
Carpenters	393	323	\$7,897,801	\$50	\$7,897,851
Carpenters	3	3	\$33,473	\$0	\$33,473
Carpet Installers	12	11	\$162,769	\$0	\$162,769
Cashiers	116	98	\$540,484	\$90	\$540,574
Cement Masons and Concrete Finishers	34	28	\$656,571	\$0	\$656,571
Chefs and Head Cooks	17	17	\$212,843	\$0	\$212,843
Chemical Plant and System Operators	1	0	\$0	\$0	\$0
Chemical Technicians	2	2	\$2,497	\$0	\$2,497
Chief Executives	23	21	\$453,454	\$0	\$453,454
Child Care Workers	19	16	\$62,921	\$0	\$62,921
Child, Family, and School Social Workers	4	5	\$45,609	\$0	\$45,609

	FILES WITH AWARDS		Compensation	Cost of Living	Total
	Entered	Terminated			
Chiropractors	1	1	\$29,161	\$0	\$29,161
Civil Engineering Technicians	1	1	\$189,400	\$0	\$189,400
Civil Engineers	2	2	\$4,636	\$0	\$4,636
Claims Adjusters, Examiners, and Investigators	5	5	\$30,613	\$0	\$30,613
Cleaners of Vehicles and Equipment	18	17	\$354,378	\$0	\$354,378
Cleaning, Washing, and Metal Pickling Equipment Operators and Tenders	1	1	\$15,327	\$0	\$15,327
Clergy	0	2	\$40,045	\$0	\$40,045
Clerical Workers	100	127	\$8,704,434	\$9,030	\$8,713,463
Clinical, Counseling, and School Psychologists	1	1	\$1,546	\$0	\$1,546
Coaches and Scouts	9	9	\$55,875	\$0	\$55,875
Coating, Painting, and Spraying Machine Setters, Operators, and Tenders	4	4	\$33,022	\$0	\$33,022
Coil Winders, Tapers, and Finishers	1	0	\$0	\$0	\$0
Coin, Vending, and Amusement Machine Servicers and Repairers	1	1	\$241	\$0	\$241
Combined Food Preparation and Serving Workers, Including Fast Food	85	71	\$179,980	\$0	\$179,980
Commercial Pilots	2	4	\$321,218	\$0	\$321,218
Community and Social Service Specialists, All Other	1	1	\$482	\$0	\$482
Compensation and Benefits Managers	1	1	\$246	\$0	\$246
Compensation, Benefits, and Job Analysis Specialists	1	1	\$2,823	\$0	\$2,823
Compliance Officers, Except Agriculture, Construction, Health and Safety, and Transportation	2	2	\$41,539	\$0	\$41,539
Computer and Information Systems Managers	2	2	\$10,057	\$0	\$10,057
Computer Programmers	4	2	\$8,085	\$0	\$8,085
Computer Software Engineers, Systems Software	2	3	\$38,441	\$0	\$38,441
Computer Support Specialists	9	10	\$65,666	\$0	\$65,666
Computer Systems Analysts	6	5	\$56,167	\$0	\$56,167
Computer-Controlled Machine Tool Operators, Metal and Plastic	2	2	\$49,805	\$0	\$49,805
Concierges	3	3	\$8,872	\$0	\$8,872
Conservation Scientists	2	2	\$9,201	\$0	\$9,201
Construction and Building Inspectors	11	9	\$44,404	\$0	\$44,404

	FILES WITH AWARDS		Compensation	Cost of Living	Total
	Entered	Terminated			
Construction and Related Workers, All Other	45	37	\$1,005,433	\$0	\$1,005,433
Construction Equipment Operators	1	1	\$2,430	\$0	\$2,430
Construction Laborers	321	264	\$4,578,867	\$488	\$4,579,355
Construction Managers	103	76	\$1,436,680	\$1,182	\$1,437,862
Continuous Mining Machine Operators	4	4	\$105,194	\$0	\$105,194
Control and Valve Installers and Repairers, Except Mechanical Door	0	1	\$25,024	\$0	\$25,024
Conveyor Operators and Tenders	3	2	\$3,486	\$0	\$3,486
Cooks	4	3	\$4,243	\$0	\$4,243
Cooks and Food Preparation Workers	1	1	\$1,739	\$0	\$1,739
Cooks, All Other	17	13	\$106,522	\$0	\$106,522
Cooks, Fast Food	28	26	\$56,544	\$0	\$56,544
Cooks, Institution and Cafeteria	37	34	\$177,260	\$0	\$177,260
Cooks, Restaurant	82	69	\$420,908	\$0	\$420,908
Cooks, Short Order	2	2	\$12,281	\$13	\$12,295
Correctional Officers and Jailers	113	98	\$431,416	\$0	\$431,416
Cost Estimators	3	3	\$108,062	\$0	\$108,062
Counselors, All Other	25	27	\$103,014	\$0	\$103,014
Counter and Rental Clerks	6	6	\$73,115	\$0	\$73,115
Counter Attendants, Cafeteria, Food Concession, and Coffee Shop	8	7	\$16,530	\$0	\$16,530
Couriers and Messengers	17	16	\$229,138	\$0	\$229,138
Court, Municipal, and License Clerks	3	3	\$4,741	\$0	\$4,741
Craft Artists	1	1	\$3,809	\$0	\$3,809
Craftsmen	618	721	\$82,799,922	\$97,556	\$82,897,478
Crane and Tower Operators	19	16	\$263,583	\$0	\$263,583
Credit Authorizers, Checkers, and Clerks	1	1	\$0	\$0	\$0
Crossing Guards	1	1	\$1,374	\$0	\$1,374
Crushing, Grinding, and Polishing Machine Setters, Operators, and Tenders	2	1	\$31,409	\$0	\$31,409
Customer Service Representatives	85	66	\$522,350	\$0	\$522,350
Cutting and Slicing Machine Setters, Operators, and Tenders	4	1	\$331	\$0	\$331
Cutting, Punching, and Press Machine Setters, Operators, and Tenders, Metal and Plastic	5	4	\$15,587	\$0	\$15,587

	FILES WITH AWARDS		Compensation	Cost of Living	Total
	Entered	Terminated			
Data Entry Keyers	2	2	\$4,390	\$0	\$4,390
Demonstrators and Product Promoters	1	1	\$3,068	\$0	\$3,068
Dental Assistants	7	6	\$191,229	\$0	\$191,229
Dental Hygienists	3	3	\$76,127	\$0	\$76,127
Dentists, General	1	2	\$13,306	\$0	\$13,306
Detectives and Criminal Investigators	11	7	\$56,678	\$0	\$56,678
Dietetic Technicians	11	9	\$9,242	\$0	\$9,242
Dietitians and Nutritionists	6	6	\$15,204	\$0	\$15,204
Dining Room and Cafeteria Attendants and Bartender Helpers	25	25	\$116,470	\$0	\$116,470
Directors, Religious Activities and Education	1	1	\$1,298	\$0	\$1,298
Dishwashers	45	40	\$310,890	\$0	\$310,890
Dispatchers, Except Police, Fire, and Ambulance	5	5	\$82,092	\$0	\$82,092
Door-to-Door Sales Workers, News and Street Vendors, and Related Workers	1	0	\$0	\$0	\$0
Drafters, All Other	1	1	\$5,272	\$0	\$5,272
Drilling and Boring Machine Tool Setters, Operators, and Tenders, Metal and Plastic	2	1	\$1,555	\$0	\$1,555
Driver/Sales Workers	28	23	\$124,048	\$0	\$124,048
Drywall and Ceiling Tile Installers	41	31	\$884,161	\$0	\$884,161
Drywall Installers, Ceiling Tile Installers, and Tapers	1	1	\$12,000	\$0	\$12,000
Earth Drillers, Except Oil and Gas	7	6	\$257,131	\$0	\$257,131
Editors	1	3	\$23,352	\$0	\$23,352
Education Administrators, Elementary and Secondary School	3	4	\$50,824	\$0	\$50,824
Education Administrators, Postsecondary	2	2	\$21,997	\$0	\$21,997
Education Administrators, Preschool and Child Care Center/Program	2	2	\$1,245	\$0	\$1,245
Education Teachers, Postsecondary	22	18	\$82,457	\$0	\$82,457
Educational, Vocational, and School Counselors	4	3	\$9,504	\$0	\$9,504
Electric Motor, Power Tool, and Related Repairers	1	1	\$21,539	\$0	\$21,539
Electrical and Electronic Engineering Technicians	5	5	\$359,742	\$0	\$359,742
Electrical and Electronics Installers and Repairers, Transportation Equipment	1	1	\$980	\$0	\$980

	FILES WITH AWARDS		Compensation	Cost of Living	Total
	Entered	Terminated			
Electrical and Electronics Repairers, Commercial and Industrial Equipment	5	4	\$30,539	\$0	\$30,539
Electrical and Electronics Repairers, Powerhouse, Substation, and Relay	2	1	\$520	\$0	\$520
Electrical Engineers	1	0	\$0	\$0	\$0
Electrical Power-Line Installers and Repairers	14	14	\$204,626	\$0	\$204,626
Electricians	205	187	\$3,308,241	\$0	\$3,308,241
Electricians	1	1	\$11,000	\$0	\$11,000
Electromechanical Equipment Assemblers	0	1	\$6,553	\$0	\$6,553
Electronic Home Entertainment Equipment Installers and Repairers	1	1	\$14,491	\$0	\$14,491
Elementary School Teachers, Except Special Education	2	2	\$442	\$0	\$442
Elevator Installers and Repairers	3	3	\$42,778	\$0	\$42,778
Eligibility Interviewers, Government Programs	1	0	\$0	\$0	\$0
Emergency Management Specialists	2	2	\$9,867	\$0	\$9,867
Emergency Medical Technicians and Paramedics	32	32	\$205,966	\$598	\$206,565
Engine and Other Machine Assemblers	3	2	\$37,768	\$0	\$37,768
Engineering Managers	3	1	\$226	\$0	\$226
Engineering Technicians, Except Drafters, All Other	4	3	\$39,429	\$0	\$39,429
Engineers	2	2	\$14,908	\$0	\$14,908
Engineers, All Other	16	14	\$83,039	\$0	\$83,039
Entertainers and Performers, Sports and Related Workers, All Other	1	1	\$42,617	\$0	\$42,617
Entertainment Attendants and Related Workers, All Other	1	1	\$15,450	\$0	\$15,450
Environmental Engineering Technicians	1	1	\$19,759	\$0	\$19,759
Environmental Engineers	1	1	\$54	\$0	\$54
Environmental Science and Protection Technicians, Including Health	2	2	\$309	\$0	\$309
Environmental Scientists and Specialists, Including Health	1	1	\$28	\$0	\$28
Excavating and Loading Machine and Dragline Operators	4	4	\$15,771	\$0	\$15,771
Executive Secretaries and Administrative Assistants	48	42	\$321,010	\$0	\$321,010

	FILES WITH AWARDS		Compensation	Cost of Living	Total
	Entered	Terminated			
Explosives Workers, Ordnance Handling Experts, and Blasters	2	2	\$41,954	\$0	\$41,954
Extraction Workers, All Other	3	1	\$3,115	\$0	\$3,115
Extruding and Forming Machine Setters, Operators, and Tenders, Synthetic and Glass Fibers	2	2	\$55,797	\$0	\$55,797
Extruding, Forming, Pressing, and Compacting Machine Setters, Operators, and Tenders	2	2	\$998	\$0	\$998
Fallers	1	1	\$248	\$0	\$248
Farm Laborers & Foremen	3	8	\$334,185	\$0	\$334,185
Farm and Home Management Advisors	1	1	\$1,390	\$0	\$1,390
Farm Equipment Mechanics	1	1	\$115	\$0	\$115
Farm, Ranch, and Other Agricultural Managers	2	2	\$4,807	\$0	\$4,807
Farmers & Farm Managers	2	3	\$446,293	\$0	\$446,293
Farmers and Ranchers	10	11	\$121,967	\$0	\$121,967
Farmworkers and Laborers, Crop, Nursery, and Greenhouse	26	19	\$174,644	\$0	\$174,644
Farmworkers, Farm and Ranch Animals	21	18	\$125,666	\$0	\$125,666
Fence Erectors	1	1	\$16,000	\$0	\$16,000
File Clerks	3	3	\$21,854	\$0	\$21,854
Financial Examiners	1	1	\$3,585	\$0	\$3,585
Financial Managers	10	10	\$58,865	\$0	\$58,865
Fine Artists, Including Painters, Sculptors, and Illustrators	1	1	\$156,744	\$0	\$156,744
Fire Fighters	254	229	\$1,229,440	\$0	\$1,229,440
Fire Inspectors and Investigators	1	1	\$16,541	\$0	\$16,541
First-Line Supervisors/Managers of Construction Trades and Extraction Workers	1	1	\$241	\$0	\$241
First-Line Supervisors/Managers of Construction Trades and Extraction Workers	30	20	\$770,503	\$0	\$770,503
First-Line Supervisors/Managers of Correctional Officers	3	1	\$1,837	\$0	\$1,837
First-Line Supervisors/Managers of Farming, Fishing, and Forestry Workers	3	2	\$19,436	\$0	\$19,436

	FILES WITH AWARDS		Compensation	Cost of Living	Total
	Entered	Terminated			
First-Line Supervisors/Managers of Fire Fighting and Prevention Workers	10	10	\$34,955	\$0	\$34,955
First-Line Supervisors/Managers of Food Preparation and Serving Workers	26	17	\$70,818	\$0	\$70,818
First-Line Supervisors/Managers of Helpers, Laborers, and Material Movers, Hand	3	2	\$7,593	\$0	\$7,593
First-Line Supervisors/Managers of Housekeeping and Janitorial Workers	15	14	\$145,961	\$0	\$145,961
First-Line Supervisors/Managers of Landscaping, Lawn Service, and Groundskeeping Workers	11	8	\$49,160	\$0	\$49,160
First-Line Supervisors/Managers of Mechanics, Installers, and Repairers	12	10	\$331,654	\$0	\$331,654
First-Line Supervisors/Managers of Non-Retail Sales Workers	2	2	\$5,606	\$0	\$5,606
First-Line Supervisors/Managers of Office and Administrative Support Workers	5	5	\$22,285	\$0	\$22,285
First-Line Supervisors/Managers of Personal Service Workers	1	1	\$15,382	\$0	\$15,382
First-Line Supervisors/Managers of Police and Detectives	6	5	\$119,247	\$0	\$119,247
First-Line Supervisors/Managers of Production and Operating Workers	19	18	\$430,278	\$0	\$430,278
First-Line Supervisors/Managers of Retail Sales Workers	97	79	\$1,024,014	\$0	\$1,024,014
First-Line Supervisors/Managers of Transportation and Material-Moving Machine and Vehicle Operators	4	4	\$18,919	\$0	\$18,919
First-Line Supervisors/Managers, Food Preparation and Serving Workers	1	1	\$410	\$0	\$410

	FILES WITH AWARDS		Compensation	Cost of Living	Total
	Entered	Terminated			
First-Line Supervisors/Managers, Protective Service Workers, All Other	3	3	\$2,249	\$0	\$2,249
Fish and Game Wardens	2	0	\$0	\$0	\$0
Fitness Trainers and Aerobics Instructors	3	2	\$381	\$0	\$381
Flight Attendants	48	34	\$605,994	\$0	\$605,994
Floor Layers, Except Carpet, Wood, and Hard Tiles	8	5	\$34,214	\$0	\$34,214
Floor Sanders and Finishers	3	2	\$49,950	\$0	\$49,950
Floral Designers	9	7	\$21,370	\$0	\$21,370
Food and Beverage Serving Workers	1	1	\$2,519	\$0	\$2,519
Food and Tobacco Roasting, Baking, and Drying Machine Operators and Tenders	4	4	\$97,115	\$0	\$97,115
Food Batchmakers	2	1	\$55	\$0	\$55
Food Cooking Machine Operators and Tenders	2	2	\$2,373	\$0	\$2,373
Food Preparation and Serving Related Workers, All Other	7	6	\$39,555	\$0	\$39,555
Food Preparation Workers	1	1	\$1,794	\$0	\$1,794
Food Preparation Workers	135	114	\$722,793	\$0	\$722,793
Food Servers, Nonrestaurant	1	1	\$110	\$0	\$110
Food Servers, Nonrestaurant	13	10	\$15,400	\$0	\$15,400
Food Service Managers	28	22	\$290,426	\$0	\$290,426
Foreign Language and Literature Teachers, Postsecondary	2	2	\$15,384	\$0	\$15,384
Forensic Science Technicians	1	1	\$6,934	\$0	\$6,934
Forest and Conservation Technicians	3	3	\$47,325	\$0	\$47,325
Foresters	2	2	\$57,306	\$0	\$57,306
Forging Machine Setters, Operators, and Tenders, Metal and Plastic	1	1	\$14,060	\$0	\$14,060
Foundry Mold and Coremakers	1	1	\$640	\$0	\$640
Funeral Attendants	1	1	\$1,394	\$0	\$1,394
Funeral Directors	2	2	\$168,939	\$0	\$168,939
Furnace, Kiln, Oven, Drier, and Kettle Operators and Tenders	1	1	\$32,525	\$0	\$32,525
Furniture Finishers	2	1	\$6,024	\$0	\$6,024
Gaming and Sports Book Writers and Runners	1	1	\$42	\$0	\$42
Gaming Dealers	1	0	\$0	\$0	\$0
Gas Plant Operators	1	0	\$0	\$0	\$0

	FILES WITH AWARDS		Compensation	Cost of Living	Total
	Entered	Terminated			
General and Operations Managers	182	161	\$2,469,416	\$0	\$2,469,416
Geological and Petroleum Technicians	1	1	\$2,047	\$0	\$2,047
Glaziers	15	13	\$258,066	\$0	\$258,066
Graders and Sorters, Agricultural Products	1	1	\$276	\$0	\$276
Graphic Designers	1	0	\$0	\$0	\$0
Grinding and Polishing Workers, Hand	2	2	\$5,482	\$0	\$5,482
Grounds Maintenance Workers, All Other	4	2	\$4,837	\$0	\$4,837
Hairdressers, Hairstylists, and Cosmetologists	11	10	\$33,218	\$0	\$33,218
Health and Safety Engineers, Except Mining Safety Engineers and Inspectors	1	1	\$300	\$0	\$300
Health Diagnosing and Treating Practitioners, All Other	1	1	\$4,236	\$0	\$4,236
Health Educators	1	0	\$0	\$0	\$0
Health Specialties Teachers, Postsecondary	1	1	\$2,964	\$0	\$2,964
Health Technologists and Technicians, All Other	11	11	\$150,280	\$0	\$150,280
Healthcare Practitioners and Technical Workers, All Other	1	1	\$2,500	\$0	\$2,500
Healthcare Support Workers, All Other	10	8	\$239,169	\$0	\$239,169
Heating, Air Conditioning, and Refrigeration Mechanics and Installers	96	72	\$715,082	\$0	\$715,082
Helpers, Construction Trades, All Other	20	15	\$248,740	\$0	\$248,740
Helpers--Brickmasons, Blockmasons, Stonemasons, and Tile and Marble Setters	7	4	\$40,199	\$0	\$40,199
Helpers--Carpenters	38	33	\$618,120	\$0	\$618,120
Helpers--Electricians	22	22	\$337,538	\$0	\$337,538
Helpers--Extraction Workers	8	6	\$137,221	\$0	\$137,221
Helpers--Installation, Maintenance, and Repair Workers	20	17	\$277,870	\$0	\$277,870
Helpers--Painters, Paperhangers, Plasterers, and Stucco Masons	5	5	\$100,782	\$0	\$100,782
Helpers--Pipelayers, Plumbers, Pipefitters, and Steamfitters	29	27	\$349,064	\$0	\$349,064
Helpers--Production Workers	105	95	\$1,422,692	\$0	\$1,422,692
Helpers--Roofers	3	1	\$16,000	\$0	\$16,000
Highway Maintenance Workers	3	3	\$20,697	\$0	\$20,697

	FILES WITH AWARDS		Compensation	Cost of Living	Total
	Entered	Terminated			
Home Appliance Repairers	3	3	\$71,608	\$0	\$71,608
Home Health Aides	4	2	\$47,392	\$0	\$47,392
Hosts and Hostesses, Restaurant, Lounge, and Coffee Shop	3	2	\$29,144	\$0	\$29,144
Hotel, Motel, and Resort Desk Clerks	10	10	\$56,443	\$0	\$56,443
Human Resources Assistants, Except Payroll and Timekeeping	2	2	\$22,619	\$932	\$23,551
Human Resources Managers	3	2	\$16,920	\$0	\$16,920
Human Resources Managers, All Other	1	1	\$2,998	\$0	\$2,998
Human Resources, Training, and Labor Relations Specialists, All Other	1	1	\$3,399	\$0	\$3,399
Industrial Machinery Mechanics	24	25	\$770,503	\$0	\$770,503
Industrial Production Managers	5	4	\$191,428	\$0	\$191,428
Industrial Truck and Tractor Operators	53	50	\$788,463	\$0	\$788,463
Inspectors, Testers, Sorters, Samplers, and Weighers	17	17	\$280,237	\$0	\$280,237
Installation, Maintenance, and Repair Workers, All Other	26	20	\$626,103	\$0	\$626,103
Instructional Coordinators	4	4	\$9,377	\$0	\$9,377
Insulation Workers, Floor, Ceiling, and Wall	11	10	\$275,631	\$0	\$275,631
Insulation Workers, Mechanical	5	3	\$201,473	\$0	\$201,473
Insurance Appraisers, Auto Damage	1	1	\$6,957	\$0	\$6,957
Insurance Claims and Policy Processing Clerks	3	3	\$19,969	\$0	\$19,969
Insurance Sales Agents	5	2	\$12,299	\$0	\$12,299
Interpreters and Translators	4	3	\$1,795	\$0	\$1,795
Janitors and Cleaners, Except Maids and Housekeeping Cleaners	238	200	\$1,572,328	\$0	\$1,572,328
Job Printers	1	1	\$889	\$0	\$889
Judges, Magistrate Judges, and Magistrates	3	1	\$11,697	\$0	\$11,697
Kindergarten Teachers, Except Special Education	1	1	\$8,500	\$0	\$8,500
Laborers and Freight, Stock, and Material Movers, Hand Laborers, Except Farm	96	73	\$857,387	\$0	\$857,387
Landscaping and Groundskeeping Workers	461	499	\$39,706,278	\$23,945	\$39,730,223
Laundry and Dry-Cleaning Workers	107	95	\$1,591,449	\$0	\$1,591,449
Lay-Out Workers, Metal and Plastic	23	18	\$154,106	\$0	\$154,106
	1	1	\$2,448	\$0	\$2,448

	FILES WITH AWARDS		Compensation	Cost of Living	Total
	Entered	Terminated			
Legal Secretaries	4	4	\$29,599	\$0	\$29,599
Librarians	5	5	\$21,150	\$0	\$21,150
Library Assistants, Clerical	3	3	\$11,531	\$0	\$11,531
Licensed Practical and Licensed Vocational Nurses	1	0	\$0	\$0	\$0
Licensed Practical and Licensed Vocational Nurses	103	80	\$986,937	\$0	\$986,937
Lifeguards, Ski Patrol, and Other Recreational Protective Service Workers	11	8	\$4,806	\$0	\$4,806
Loading Machine Operators, Underground Mining	1	2	\$28,693	\$0	\$28,693
Loan Officers	5	4	\$25,973	\$0	\$25,973
Locker Room, Coatroom, and Dressing Room Attendants	1	1	\$166	\$0	\$166
Locksmiths and Safe Repairers	3	3	\$4,842	\$0	\$4,842
Locomotive Engineers	1	0	\$0	\$0	\$0
Lodging Managers	1	2	\$7,764	\$0	\$7,764
Logging Equipment Operators	4	4	\$87,145	\$0	\$87,145
Logging Workers, All Other	11	7	\$383,778	\$0	\$383,778
Logisticians	3	3	\$163,534	\$0	\$163,534
Machine Feeders and Offbearers	2	2	\$30,687	\$0	\$30,687
Machinists	84	71	\$1,526,098	\$0	\$1,526,098
Maids and Housekeeping Cleaners	201	178	\$1,068,966	\$0	\$1,068,966
Mail Clerks and Mail Machine Operators, Except Postal Service	13	11	\$57,730	\$0	\$57,730
Maintenance and Repair Workers, General	354	299	\$3,271,158	\$1,071	\$3,272,230
Maintenance Workers, Machinery	13	6	\$28,776	\$116	\$28,892
Management Analysts	2	2	\$25,455	\$0	\$25,455
Managers / Administrators	211	237	\$26,246,696	\$7,934	\$26,254,630
Managers, All Other	350	274	\$3,423,659	\$105	\$3,423,764
Marketing Managers	5	4	\$200,973	\$0	\$200,973
Marriage and Family Therapists	1	1	\$19,500	\$0	\$19,500
Massage Therapists	3	2	\$46,406	\$0	\$46,406
Material Moving Workers, All Other	12	12	\$309,671	\$0	\$309,671
Meat, Poultry, and Fish Cutters and Trimmers	4	5	\$42,076	\$0	\$42,076
Mechanical Door Repairers	4	4	\$27,821	\$0	\$27,821
Mechanical Drafters	1	0	\$0	\$0	\$0
Mechanical Engineering Technicians	0	1	\$11,200	\$0	\$11,200
Mechanical Engineers	11	11	\$88,592	\$0	\$88,592

	FILES WITH AWARDS		Compensation	Cost of Living	Total
	Entered	Terminated			
Medical and Clinical Laboratory Technicians	13	11	\$152,307	\$0	\$152,307
Medical and Clinical Laboratory Technologists	10	9	\$12,115	\$0	\$12,115
Medical and Health Services Managers	8	8	\$156,068	\$0	\$156,068
Medical and Public Health Social Workers	3	4	\$17,253	\$0	\$17,253
Medical Assistants	9	5	\$101,769	\$0	\$101,769
Medical Equipment Preparers	1	0	\$0	\$0	\$0
Medical Records and Health Information Technicians	4	2	\$85,133	\$0	\$85,133
Medical Secretaries	6	5	\$44,548	\$0	\$44,548
Medical Transcriptionists	2	3	\$12,726	\$0	\$12,726
Meeting and Convention Planners	2	1	\$4,196	\$0	\$4,196
Mental Health and Substance Abuse Social Workers	4	3	\$19,239	\$0	\$19,239
Mental Health Counselors	10	8	\$14,320	\$0	\$14,320
Merchandise Displayers and Window Trimmers	9	7	\$78,280	\$0	\$78,280
Metal Workers and Plastic Workers, All Other	1	1	\$1,551	\$0	\$1,551
Metal-Refining Furnace Operators and Tenders	1	1	\$18,400	\$0	\$18,400
Meter Readers, Utilities	9	9	\$13,766	\$0	\$13,766
Microbiologists	1	1	\$14,983	\$0	\$14,983
Milling and Planing Machine Setters, Operators, and Tenders, Metal and Plastic	3	2	\$9,271	\$0	\$9,271
Millwrights	14	10	\$167,503	\$0	\$167,503
Mine Cutting and Channeling Machine Operators	36	33	\$1,187,687	\$0	\$1,187,687
Mining and Geological Engineers, Including Mining Safety Engineers	2	2	\$994	\$0	\$994
Mining Machine Operators, All Other	7	5	\$27,116	\$0	\$27,116
Miscellaneous Education, Training, and Library Workers	1	0	\$0	\$0	\$0
Miscellaneous Metalworkers and Plastic Workers	1	1	\$171,042	\$0	\$171,042
Miscellaneous Motor Vehicle Operators	43	41	\$444,271	\$0	\$444,271
Mixing and Blending Machine Setters, Operators, and Tenders	4	3	\$4,147	\$0	\$4,147
Mobile Heavy Equipment Mechanics, Except Engines	58	43	\$928,333	\$0	\$928,333
Molders, Shapers, and Casters, Except Metal and Plastic	3	2	\$6,543	\$0	\$6,543

	FILES WITH AWARDS		Compensation	Cost of Living	Total
	Entered	Terminated			
Molding, Coremaking, and Casting Machine Setters, Operators, and Tenders, Metal and Plastic	2	1	\$6,468	\$0	\$6,468
Motor Vehicle Operators, All Other	52	41	\$302,269	\$0	\$302,269
Motorboat Mechanics	4	3	\$3,529	\$0	\$3,529
Motorcycle Mechanics	1	1	\$39,127	\$0	\$39,127
Multiple Machine Tool Setters, Operators, and Tenders, Metal and Plastic	9	8	\$67,943	\$0	\$67,943
Museum Technicians and Conservators	1	1	\$11,754	\$0	\$11,754
Musicians and Singers	1	1	\$1,284	\$0	\$1,284
Network and Computer Systems Administrators	2	2	\$181,411	\$0	\$181,411
Network Systems and Data Communications Analysts	2	2	\$9,534	\$0	\$9,534
New Accounts Clerks	1	1	\$663	\$0	\$663
Nonfarm Animal Caretakers	17	12	\$33,882	\$0	\$33,882
Nuclear Engineers	1	1	\$10,773	\$0	\$10,773
Nuclear Medicine Technologists	1	1	\$2,208	\$0	\$2,208
Nursing Aides, Orderlies, and Attendants	393	329	\$2,381,413	\$0	\$2,381,413
Nursing Instructors and Teachers, Postsecondary	1	1	\$12,284	\$0	\$12,284
Occupational Health and Safety Specialists	1	1	\$23,274	\$0	\$23,274
Occupational Health and Safety Technicians	1	1	\$828	\$0	\$828
Occupational Therapist Aides	4	2	\$2,029	\$0	\$2,029
Occupational Therapist Assistants	1	1	\$26,944	\$0	\$26,944
Occupational Therapists	8	6	\$14,304	\$0	\$14,304
Office and Administrative Support Workers, All Other	6	7	\$92,322	\$0	\$92,322
Office Clerks, General	55	37	\$262,880	\$0	\$262,880
Operating Engineers and Other Construction Equipment Operators	104	90	\$1,672,029	\$21	\$1,672,050
Operations Specialties Managers	1	1	\$40,579	\$0	\$40,579
Operatives, Except Transport	269	308	\$31,698,599	\$5,762	\$31,704,361
Ophthalmic Laboratory Technicians	1	0	\$0	\$0	\$0
Order Clerks	1	1	\$1,337	\$0	\$1,337
Other Construction and Related Workers	1	0	\$0	\$0	\$0
Other Protective Service Workers	2	1	\$2,742	\$0	\$2,742

	FILES WITH AWARDS		Compensation	Cost of Living	Total
	Entered	Terminated			
Outdoor Power Equipment and Other Small Engine Mechanics	3	3	\$285,177	\$0	\$285,177
Packaging and Filling Machine Operators and Tenders	12	8	\$47,169	\$0	\$47,169
Packers and Packagers, Hand	23	20	\$173,363	\$0	\$173,363
Painters and Paperhangers	1	1	\$10,562	\$0	\$10,562
Painters, Construction and Maintenance	94	76	\$1,914,178	\$0	\$1,914,178
Painters, Transportation Equipment	4	3	\$187,383	\$0	\$187,383
Painting, Coating, and Decorating Workers	5	4	\$14,175	\$0	\$14,175
Paper Goods Machine Setters, Operators, and Tenders	3	3	\$35,503	\$0	\$35,503
Paralegals and Legal Assistants	6	5	\$32,834	\$0	\$32,834
Parking Enforcement Workers	1	0	\$0	\$0	\$0
Parking Lot Attendants	3	3	\$41,752	\$0	\$41,752
Parts Salespersons	5	4	\$14,201	\$0	\$14,201
Paving, Surfacing, and Tamping Equipment Operators	2	2	\$85,933	\$0	\$85,933
Payroll and Timekeeping Clerks	3	3	\$8,445	\$0	\$8,445
Personal and Home Care Aides	19	15	\$245,347	\$387	\$245,734
Personal Care and Service Workers, All Other	7	6	\$58,197	\$0	\$58,197
Personal Financial Advisors	1	0	\$0	\$0	\$0
Pest Control Workers	10	6	\$139,925	\$0	\$139,925
Pesticide Handlers, Sprayers, and Applicators, Vegetation	4	3	\$45,156	\$0	\$45,156
Petroleum Pump System Operators, Refinery Operators, and Gaugers	1	0	\$0	\$0	\$0
Pharmacists	3	2	\$11,823	\$0	\$11,823
Pharmacy Aides	1	1	\$1,037	\$0	\$1,037
Pharmacy Technicians	6	6	\$48,518	\$0	\$48,518
Photographers	6	6	\$14,541	\$0	\$14,541
Physical Therapist Assistants	1	1	\$8,267	\$0	\$8,267
Physical Therapists	4	3	\$35,453	\$0	\$35,453
Pile-Driver Operators	3	4	\$54,298	\$0	\$54,298
Pipelayers	27	22	\$373,858	\$0	\$373,858
Plant and System Operators, All Other	3	2	\$30,962	\$0	\$30,962
Plasterers and Stucco Masons	3	3	\$18,619	\$0	\$18,619
Plumbers, Pipefitters, and Steamfitters	136	120	\$1,915,989	\$0	\$1,915,989
Police and Sheriff's Patrol Officers	504	441	\$3,644,541	\$0	\$3,644,541

	FILES WITH AWARDS		Compensation	Cost of Living	Total
	Entered	Terminated			
Police, Fire, and Ambulance Dispatchers	1	1	\$24,997	\$0	\$24,997
Political Science Teachers, Postsecondary	1	1	\$5,257	\$0	\$5,257
Postal Service Clerks	2	2	\$16,365	\$0	\$16,365
Postal Service Mail Sorters, Processors, and Processing Machine Operators	1	1	\$132	\$0	\$132
Power Plant Operators	1	1	\$4,831	\$0	\$4,831
Prepress Technicians and Workers	1	1	\$9,604	\$0	\$9,604
Preschool Teachers, Except Special Education	4	4	\$16,035	\$0	\$16,035
Pressers, Textile, Garment, and Related Materials	7	7	\$166,080	\$0	\$166,080
Printing Machine Operators	21	18	\$879,184	\$0	\$879,184
Private Detectives and Investigators	1	1	\$5,456	\$0	\$5,456
Probation Officers and Correctional Treatment Specialists	6	5	\$14,687	\$0	\$14,687
Producers and Directors	9	7	\$19,422	\$0	\$19,422
Production Occupations	1	1	\$5,140	\$0	\$5,140
Production Workers, All Other	534	439	\$5,354,593	\$184	\$5,354,777
Production, Planning, and Expediting Clerks	4	4	\$21,795	\$0	\$21,795
Professional, Tech. Workers	151	165	\$13,336,935	\$7,077	\$13,344,011
Property, Real Estate, and Community Association Managers	2	3	\$49,939	\$0	\$49,939
Protective Service Workers, All Other	1	1	\$5,595	\$0	\$5,595
Pump Operators, Except Wellhead Pumpers	1	2	\$8,058	\$0	\$8,058
Purchasing Agents, Except Wholesale, Retail, and Farm Products	1	0	\$0	\$0	\$0
Radiation Therapists	1	1	\$457	\$0	\$457
Radiologic Technologists and Technicians	12	12	\$283,700	\$0	\$283,700
Railroad Conductors and Yardmasters	2	1	\$7,595	\$0	\$7,595
Real Estate Sales Agents	3	3	\$8,351	\$0	\$8,351
Receptionists and Information Clerks	16	13	\$100,601	\$0	\$100,601
Recreation and Fitness Studies Teachers, Postsecondary	5	3	\$8,709	\$0	\$8,709
Recreation Workers	11	9	\$54,667	\$0	\$54,667
Refuse and Recyclable Material Collectors	35	27	\$125,410	\$0	\$125,410

FILES WITH AWARDS					
	Entered	Terminated	Compensation	Cost of Living	Total
Registered Nurses	244	208	\$4,158,312	\$0	\$4,158,312
Registered Nurses	1	1	\$660	\$0	\$660
Reinforcing Iron and Rebar Workers	2	2	\$88,445	\$0	\$88,445
Reporters and Correspondents	3	3	\$4,093	\$0	\$4,093
Reservation and Transportation Ticket Agents and Travel Clerks	13	10	\$23,481	\$0	\$23,481
Residential Advisors	5	3	\$5,247	\$0	\$5,247
Respiratory Therapists	6	5	\$46,152	\$0	\$46,152
Respiratory Therapy Technicians	5	3	\$44,302	\$0	\$44,302
Retail Salespersons	323	255	\$2,148,731	\$0	\$2,148,731
Riggers	7	7	\$163,929	\$0	\$163,929
Rock Splitters, Quarry	1	1	\$4,301	\$0	\$4,301
Rolling Machine Setters, Operators, and Tenders, Metal and Plastic	2	2	\$29,751	\$0	\$29,751
Roof Bolters, Mining	21	14	\$253,600	\$0	\$253,600
Roofers	56	49	\$983,259	\$0	\$983,259
Rotary Drill Operators, Oil and Gas	1	0	\$0	\$0	\$0
Sales and Related Workers, All Other	20	14	\$239,787	\$0	\$239,787
Sales Engineers	1	1	\$6,810	\$0	\$6,810
Sales Managers	10	7	\$193,111	\$0	\$193,111
Sales Representatives, Services, All Other	43	33	\$201,587	\$0	\$201,587
Sales Representatives, Wholesale and Manufacturing, Except Technical and Scientific Products	6	5	\$159,131	\$0	\$159,131
Sales Representatives, Wholesale and Manufacturing, Technical and Scientific Products	5	4	\$10,525	\$0	\$10,525
Sales Workers	75	83	\$6,920,261	\$0	\$6,920,261
Sawing Machine Setters, Operators, and Tenders, Wood	12	10	\$342,004	\$0	\$342,004
Secondary School Teachers, Except Special and Vocational Education	1	1	\$2,061	\$0	\$2,061
Secretaries and Administrative Assistants	1	1	\$130	\$0	\$130
Secretaries, Except Legal, Medical, and Executive	13	10	\$61,503	\$0	\$61,503
Securities, Commodities, and Financial Services Sales Agents	1	1	\$969	\$0	\$969
Security and Fire Alarm Systems Installers	1	1	\$2,500	\$0	\$2,500

	FILES WITH AWARDS		Compensation	Cost of Living	Total
	Entered	Terminated			
Security Guards	78	71	\$776,250	\$0	\$776,250
Self-Enrichment Education Teachers	1	2	\$15,222	\$0	\$15,222
Separating, Filtering, Clarifying, Precipitating, and Still Machine Setters, Operators, and Tenders	3	3	\$29,513	\$235	\$29,748
Septic Tank Servicers and Sewer Pipe Cleaners	2	2	\$5,060	\$0	\$5,060
Service Station Attendants	1	0	\$0	\$0	\$0
Service Unit Operators, Oil, Gas, and Mining	1	1	\$598	\$0	\$598
Service Workers	536	617	\$40,998,884	\$13,872	\$41,012,756
Sewing Machine Operators	5	5	\$23,107	\$0	\$23,107
Sheet Metal Workers	60	53	\$1,254,542	\$138	\$1,254,680
Shipping, Receiving, and Traffic Clerks	38	27	\$201,492	\$0	\$201,492
Shoe and Leather Workers and Repairers	1	2	\$28,968	\$0	\$28,968
Shuttle Car Operators	12	8	\$104,013	\$0	\$104,013
Skin Care Specialists	2	1	\$15,000	\$0	\$15,000
Slaughterers and Meat Packers	2	1	\$145,358	\$0	\$145,358
Social and Human Service Assistants	4	4	\$13,148	\$0	\$13,148
Social Workers, All Other	6	6	\$29,374	\$0	\$29,374
Soil and Plant Scientists	1	1	\$3,377	\$0	\$3,377
Special Education Teachers, Middle School	1	1	\$989	\$0	\$989
Special Education Teachers, Preschool, Kindergarten, and Elementary School	5	5	\$27,065	\$0	\$27,065
Speech-Language Pathologists	2	2	\$5,128	\$0	\$5,128
Stationary Engineers and Boiler Operators	4	5	\$230,153	\$0	\$230,153
Stock Clerks and Order Fillers	400	343	\$3,680,890	\$241	\$3,681,131
Stonemasons	9	5	\$79,049	\$0	\$79,049
Structural Iron and Steel Workers	30	22	\$630,178	\$0	\$630,178
Structural Metal Fabricators and Fitters	11	11	\$136,163	\$0	\$136,163
Substance Abuse and Behavioral Disorder Counselors	3	4	\$29,654	\$0	\$29,654
Subway and Streetcar Operators	2	1	\$3,092	\$0	\$3,092
Surgical Technologists	7	8	\$93,201	\$0	\$93,201
Surveying and Mapping Technicians	2	3	\$156,163	\$0	\$156,163
Surveyors	10	8	\$57,683	\$0	\$57,683

	FILES WITH AWARDS		Compensation	Cost of Living	Total
	Entered	Terminated			
Tank Car, Truck, and Ship Loaders	10	11	\$208,737	\$0	\$208,737
Taxi Drivers and Chauffeurs	24	20	\$182,911	\$0	\$182,911
Teacher Assistants	57	47	\$274,714	\$0	\$274,714
Teachers and Instructors, All Other	154	137	\$1,305,336	\$0	\$1,305,336
Team Assemblers	23	17	\$293,658	\$0	\$293,658
Technical Writers	1	0	\$0	\$0	\$0
Telecommunications Equipment Installers and Repairers, Except Line Installers	6	5	\$220,093	\$0	\$220,093
Telecommunications Line Installers and Repairers	18	15	\$174,288	\$0	\$174,288
Tellers	12	12	\$31,205	\$0	\$31,205
Textile Knitting and Weaving Machine Setters, Operators, and Tenders	4	2	\$1,618	\$0	\$1,618
Textile Winding, Twisting, and Drawing Out Machine Setters, Operators, and Tenders	4	3	\$108,545	\$0	\$108,545
Textile, Apparel, and Furnishings Workers, All Other	1	1	\$2,810	\$0	\$2,810
Therapists, All Other	2	1	\$48,570	\$0	\$48,570
Tile and Marble Setters	8	6	\$44,752	\$0	\$44,752
Tire Builders	12	12	\$37,192	\$0	\$37,192
Tire Repairers and Changers	11	10	\$167,107	\$0	\$167,107
Title Examiners, Abstractors, and Searchers	1	1	\$42,638	\$0	\$42,638
Tool and Die Makers	2	1	\$15,689	\$0	\$15,689
Tour Guides and Escorts	2	2	\$1,806	\$0	\$1,806
Traffic Technicians	1	0	\$0	\$0	\$0
Training and Development Managers	1	1	\$7,339	\$0	\$7,339
Training and Development Specialists	2	2	\$12,820	\$0	\$12,820
Transport Equip. Operators	288	336	\$25,307,201	\$2,373	\$25,309,574
Transportation Attendants, Except Flight Attendants and Baggage Porters	8	8	\$136,930	\$0	\$136,930
Transportation Inspectors	2	2	\$13,616	\$0	\$13,616
Transportation Workers, All Other	41	34	\$133,144	\$0	\$133,144
Transportation, Storage, and Distribution Managers	11	9	\$244,607	\$0	\$244,607
Tree Trimmers and Pruners	24	21	\$383,893	\$0	\$383,893
Truck Drivers, Heavy and Tractor-Trailer	707	565	\$11,606,779	\$0	\$11,606,779
Truck Drivers, Light or Delivery Services	309	258	\$4,943,935	\$769	\$4,944,704

	FILES WITH AWARDS		Compensation	Cost of Living	Total
	Entered	Terminated			
Umpires, Referees, and Other Sports Officials	1	1	\$2,944	\$0	\$2,944
Unknown, Unreported	5,767	5,026	\$95,555,136	\$19,776	\$95,574,912
Upholsterers	1	0	\$0	\$0	\$0
Ushers, Lobby Attendants, and Ticket Takers	2	2	\$34,373	\$0	\$34,373
Veterinarians	4	4	\$93,428	\$0	\$93,428
Veterinary Assistants and Laboratory Animal Caretakers	8	8	\$58,178	\$0	\$58,178
Veterinary Technologists and Technicians	5	4	\$5,131	\$0	\$5,131
Waiters and Waitresses	87	70	\$535,526	\$0	\$535,526
Water and Liquid Waste Treatment Plant and System Operators	18	20	\$212,820	\$0	\$212,820
Weighers, Measurers, Checkers, and Samplers, Recordkeeping	3	3	\$15,839	\$0	\$15,839
Welders, Cutters, Solderers, and Brazers	141	118	\$2,717,470	\$473	\$2,717,943
Welding, Soldering, and Brazing Machine Setters, Operators, and Tenders	1	0	\$0	\$0	\$0
Wholesale and Retail Buyers, Except Farm Products	4	2	\$26,703	\$0	\$26,703
Woodworkers, All Other	1	1	\$407	\$0	\$407
Woodworking Machine Setters, Operators, and Tenders, Except Sawing	3	2	\$5,466	\$0	\$5,466
Total:	20,768	18,487	\$510,238,094	\$195,358	\$510,433,452

	FILES WITH AWARDS		Compensation	Cost of Living	Total
	Entered	Terminated			
Industry:					
Accounting, Tax Preparation, Bookkeeping, and Payroll Services	6	5	\$103,428	\$0	\$103,428
Activities Related to Credit Intermediation	1	1	\$442	\$0	\$442
Activities Related to Real Estate	20	21	\$358,868	\$0	\$358,868
Administration of Economic Programs	23	23	\$294,860	\$0	\$294,860
Administration of Housing Programs, Urban Planning, and Community Development	1	0	\$0	\$0	\$0
Administration of Human Resource Programs	3	3	\$14,947	\$0	\$14,947
Advertising and Related Services	2	2	\$18,243	\$0	\$18,243
Aerospace Product and Parts Manufacturing	10	9	\$58,949	\$0	\$58,949
Agencies, Brokerages, and Other Insurance Related Activities	9	8	\$62,089	\$0	\$62,089
Agriculture Production	8	16	\$916,240	\$0	\$916,240
Agriculture Service	4	3	\$320,614	\$0	\$320,614
Agriculture, Construction, and Mining Machinery Manufacturing	13	10	\$181,570	\$0	\$181,570
Alumina and Aluminum Production and Processing	11	11	\$90,155	\$0	\$90,155
Amusement Parks and Arcades	10	8	\$11,413	\$0	\$11,413
Animal Food Manufacturing	5	5	\$195,630	\$0	\$195,630
Animal Slaughtering and Processing	130	113	\$1,339,054	\$0	\$1,339,054
Apparel Accessories and Other Apparel Manufacturing	2	1	\$3,665	\$0	\$3,665
Apparel Knitting Mills	1	0	\$0	\$0	\$0
Apparel, Piece Goods, and Notions Merchant Wholesalers	2	2	\$31,243	\$0	\$31,243
Architectural and Structural Metals Manufacturing	24	20	\$320,810	\$0	\$320,810
Architectural, Engineering, and Related Services	40	36	\$1,148,761	\$0	\$1,148,761
Automobile Dealers	110	97	\$944,706	\$0	\$944,706
Automotive Equipment Rental and Leasing	33	24	\$496,216	\$0	\$496,216
Automotive Parts, Accessories, and Tire Stores	63	52	\$693,864	\$0	\$693,864
Automotive Repair and Maintenance	92	73	\$1,315,030	\$0	\$1,315,030
Bakeries and Tortilla Manufacturing	21	15	\$196,462	\$0	\$196,462

	FILES WITH AWARDS		Compensation	Cost of Living	Total
	Entered	Terminated			
Basic Chemical Manufacturing	9	8	\$261,312	\$0	\$261,312
Beer, Wine, and Distilled Alcoholic Beverage Merchant Wholesalers	13	8	\$26,531	\$0	\$26,531
Beer, Wine, and Liquor Stores	1	1	\$664	\$0	\$664
Beverage Manufacturing	67	51	\$585,683	\$0	\$585,683
Boiler, Tank, and Shipping Container Manufacturing	5	5	\$23,283	\$0	\$23,283
Book, Periodical, and Music Stores	4	1	\$1,767	\$0	\$1,767
Building Construction	19	26	\$2,273,584	\$3,558	\$2,277,142
Building Equipment Contractors	482	395	\$5,906,410	\$0	\$5,906,410
Building Finishing Contractors	182	149	\$3,290,128	\$0	\$3,290,128
Building Material and Supplies Dealers	194	165	\$2,107,070	\$361	\$2,107,431
Business Schools and Computer and Management Training	1	1	\$4,096	\$0	\$4,096
Business Services	209	241	\$25,468,122	\$21,085	\$25,489,207
Business Support Services	33	31	\$306,080	\$0	\$306,080
Business, Professional, Labor, Political, and Similar Organizations	10	8	\$198,778	\$0	\$198,778
Cable and Other Program Distribution	6	6	\$83,543	\$0	\$83,543
Cable and Other Subscription Programming	9	8	\$127,664	\$0	\$127,664
Cattle Ranching and Farming	11	10	\$87,355	\$0	\$87,355
Cement and Concrete Product Manufacturing	27	22	\$498,139	\$192	\$498,331
Charter Bus Industry	4	4	\$17,904	\$0	\$17,904
Chemical and Allied Products Merchant Wholesalers	4	3	\$5,285	\$0	\$5,285
Chemical Products	5	5	\$427,219	\$0	\$427,219
Child Day Care Services	34	28	\$170,881	\$0	\$170,881
Civic and Social Organizations	6	6	\$2,818	\$0	\$2,818
Clay Product and Refractory Manufacturing	2	2	\$543	\$0	\$543
Clothing Stores	22	18	\$112,004	\$0	\$112,004
Coal Mining	247	202	\$5,201,006	\$0	\$5,201,006
Coal Mining	50	68	\$11,396,628	\$0	\$11,396,628
Coating, Engraving, Heat Treating, and Allied Activities	1	1	\$6,448	\$0	\$6,448
Colleges, Universities, and Professional Schools	167	151	\$889,082	\$0	\$889,082

	FILES WITH AWARDS		Compensation	Cost of Living	Total
	Entered	Terminated			
Commercial and Industrial Machinery and Equipment (except Automotive and Electronic) Repair and Maintenance	16	17	\$308,923	\$0	\$308,923
Commercial and Industrial Machinery and Equipment Rental and Leasing	15	15	\$182,381	\$0	\$182,381
Commercial and Service Industry Machinery Manufacturing	5	4	\$80,414	\$0	\$80,414
Communications	31	44	\$2,892,025	\$5,300	\$2,897,325
Communications Equipment Manufacturing	4	4	\$123,268	\$0	\$123,268
Community Care Facilities for the Elderly	42	34	\$492,836	\$0	\$492,836
Community Food and Housing, and Emergency and Other Relief Services	15	9	\$59,552	\$0	\$59,552
Computer and Peripheral Equipment Manufacturing	1	0	\$0	\$0	\$0
Computer Systems Design and Related Services	19	16	\$307,782	\$0	\$307,782
Construction - NEC	192	206	\$22,371,683	\$15,597	\$22,387,280
Consumer Goods Rental	14	9	\$145,530	\$0	\$145,530
Converted Paper Product Manufacturing	39	37	\$865,547	\$0	\$865,547
Couriers	41	32	\$398,727	\$0	\$398,727
Cut and Sew Apparel Manufacturing	6	5	\$118,008	\$0	\$118,008
Cutlery and Handtool Manufacturing	5	6	\$130,187	\$0	\$130,187
Dairy Product Manufacturing	12	10	\$74,803	\$0	\$74,803
Data Processing, Hosting, and Related Services	4	4	\$143,601	\$0	\$143,601
Death Care Services	9	9	\$302,283	\$0	\$302,283
Deep Sea, Coastal, and Great Lakes Water Transportation	1	1	\$9,500	\$0	\$9,500
Department Stores	336	274	\$2,397,958	\$236	\$2,398,194
Depository Credit Intermediation	57	52	\$274,045	\$1,208	\$275,253
Direct Selling Establishments	9	8	\$392,175	\$0	\$392,175
Drinking Places (Alcoholic Beverages)	1	2	\$2,093	\$0	\$2,093
Drugs and Druggists' Sundries Merchant Wholesalers	4	3	\$5,040	\$0	\$5,040
Drycleaning and Laundry Services	27	23	\$352,591	\$0	\$352,591
Education	112	113	\$6,395,133	\$1,291	\$6,396,424
Educational Support Services	3	3	\$14,098	\$0	\$14,098
Electric Lighting Equipment Manufacturing	3	2	\$11,221	\$0	\$11,221

	FILES WITH AWARDS		Compensation	Cost of Living	Total
	Entered	Terminated			
Electric Power Generation, Transmission and Distribution	36	30	\$750,601	\$0	\$750,601
Electrical and Electronic Goods Merchant Wholesalers	4	4	\$22,336	\$0	\$22,336
Electrical Equipment Manufacturing	8	5	\$38,307	\$0	\$38,307
Electronic and Precision Equipment Repair and Maintenance	2	1	\$8,334	\$0	\$8,334
Electronic Shopping and Mail-Order Houses	21	19	\$64,576	\$0	\$64,576
Electronics and Appliance Stores	22	18	\$210,496	\$336	\$210,832
Elementary and Secondary Schools	795	715	\$3,738,546	\$946	\$3,739,492
Employment Services	184	152	\$2,196,392	\$609	\$2,197,001
Engine, Turbine, and Power Transmission Equipment Manufacturing	4	3	\$85,370	\$0	\$85,370
Engineering	10	9	\$1,092,427	\$0	\$1,092,427
Entertainment	27	22	\$412,810	\$0	\$412,810
Executive, Legislative, and Other General Government Support	1,012	892	\$5,042,700	\$0	\$5,042,700
Fabric Mills	12	9	\$135,816	\$0	\$135,816
Facilities Support Services	6	4	\$20,085	\$0	\$20,085
Farm Product Raw Material Merchant Wholesalers	2	1	\$6,271	\$0	\$6,271
Fiber, Yarn, and Thread Mills	2	2	\$21,431	\$0	\$21,431
Finance	13	16	\$1,348,514	\$0	\$1,348,514
Fishing	1	1	\$1,863	\$0	\$1,863
Florists	14	13	\$66,764	\$0	\$66,764
Food Products	95	100	\$7,101,098	\$0	\$7,101,098
Footwear Manufacturing	2	2	\$10,965	\$0	\$10,965
Forest Nurseries and Gathering of Forest Products	1	1	\$403	\$0	\$403
Forestry	13	12	\$904,264	\$0	\$904,264
Forging and Stamping	1	1	\$45,023	\$0	\$45,023
Foundation, Structure, and Building Exterior Contractors	271	226	\$4,810,728	\$0	\$4,810,728
Foundries	2	2	\$51,523	\$0	\$51,523
Freight Transportation Arrangement	1	1	\$50,138	\$0	\$50,138
Fruit and Tree Nut Farming	10	7	\$53,514	\$0	\$53,514
Fruit and Vegetable Preserving and Specialty Food Manufacturing	5	5	\$132,454	\$0	\$132,454
Full-Service Restaurants	272	231	\$1,807,823	\$18	\$1,807,841

	FILES WITH AWARDS		Compensation	Cost of Living	Total
	Entered	Terminated			
Furniture and Home Furnishing Merchant Wholesalers	16	13	\$80,933	\$0	\$80,933
Furniture Fixtures	16	16	\$1,074,658	\$0	\$1,074,658
Furniture Stores	27	19	\$123,263	\$0	\$123,263
Gasoline Stations	60	56	\$364,210	\$0	\$364,210
General Construction	11	12	\$2,572,070	\$0	\$2,572,070
General Freight Trucking	265	211	\$4,811,045	\$0	\$4,811,045
General Medical and Surgical Hospitals	694	602	\$6,070,750	\$0	\$6,070,750
General Rental Centers	1	1	\$16,117	\$0	\$16,117
Glass and Glass Product Manufacturing	11	8	\$352,890	\$0	\$352,890
Grantmaking and Giving Services	1	1	\$749	\$0	\$749
Greenhouse, Nursery, and Floriculture Production	14	12	\$190,356	\$0	\$190,356
Grocery and Related Product Wholesalers	18	16	\$456,024	\$0	\$456,024
Grocery Stores	474	387	\$2,895,112	\$773	\$2,895,885
Hardware Manufacturing	1	1	\$4,386	\$0	\$4,386
Hardware, and Plumbing and Heating Equipment and Supplies Merchant Wholesalers	7	5	\$232,914	\$0	\$232,914
Health and Personal Care Stores	37	24	\$393,023	\$0	\$393,023
Health Services	187	204	\$14,149,737	\$11,571	\$14,161,308
Highway, Street, and Bridge Construction	57	43	\$768,946	\$50	\$768,996
Home Furnishings Stores	25	20	\$296,136	\$0	\$296,136
Home Health Care Services	64	46	\$631,096	\$0	\$631,096
Horticulture	26	28	\$1,769,109	\$0	\$1,769,109
Household and Institutional Furniture and Kitchen Cabinet Manufacturing	52	46	\$868,659	\$0	\$868,659
Individual and Family Services	19	16	\$150,707	\$0	\$150,707
Industrial Machinery Manufacturing	4	2	\$71,835	\$0	\$71,835
Insurance	8	8	\$657,618	\$0	\$657,618
Insurance Carriers	22	20	\$188,006	\$0	\$188,006
Internet Publishing and Broadcasting	4	2	\$7,179	\$0	\$7,179
Interurban and Rural Bus Transportation	17	14	\$178,808	\$0	\$178,808
Investigation and Security Services	50	43	\$451,628	\$0	\$451,628
Iron and Steel Mills and Ferroalloy Manufacturing	6	6	\$106,540	\$0	\$106,540
Jewelry, Luggage, and Leather Goods Stores	0	1	\$1,143	\$0	\$1,143

	FILES WITH AWARDS		Compensation	Cost of Living	Total
	Entered	Terminated			
Junior Colleges	3	2	\$4,621	\$0	\$4,621
Justice, Public Order, and Safety Activities	954	844	\$5,760,472	\$235	\$5,760,707
Land Subdivision	5	5	\$222,510	\$0	\$222,510
Lawn and Garden Equipment and Supplies Stores	14	15	\$93,986	\$0	\$93,986
Leather and Hide Tanning and Finishing	2	2	\$62,834	\$0	\$62,834
Legal Services	13	12	\$161,387	\$0	\$161,387
Lessors of Real Estate	24	20	\$585,166	\$0	\$585,166
Lime and Gypsum Product Manufacturing	3	2	\$9,165	\$0	\$9,165
Limited-Service Eating Places	223	196	\$1,567,025	\$13	\$1,567,039
Local Government	186	214	\$13,735,783	\$6,819	\$13,742,602
Local Messengers and Local Delivery	157	131	\$2,920,481	\$769	\$2,921,250
Logging	23	18	\$759,535	\$0	\$759,535
Lumber and Other Construction Materials Merchant Wholesalers	29	27	\$709,663	\$0	\$709,663
Machine Shops; Turned Product; and Screw, Nut, and Bolt Manufacturing	9	7	\$87,851	\$0	\$87,851
Machinery - Electric	9	9	\$1,635,515	\$0	\$1,635,515
Machinery - Non-Electric	3	2	\$260,508	\$0	\$260,508
Machinery, Equipment, and Supplies Merchant Wholesalers	12	11	\$473,641	\$0	\$473,641
Management of Companies and Enterprises	2	3	\$16,822	\$0	\$16,822
Management, Scientific, and Technical Consulting Services	16	13	\$243,806	\$0	\$243,806
Manufacturing and Reproducing Magnetic and Optical Media	1	1	\$43,800	\$0	\$43,800
Medical and Diagnostic Laboratories	3	2	\$113,350	\$0	\$113,350
Medical Equipment and Supplies Manufacturing	3	2	\$1,109	\$0	\$1,109
Metal and Mineral (except Petroleum) Merchant Wholesalers	9	7	\$179,118	\$0	\$179,118
Metal Ore Mining	2	1	\$134,204	\$0	\$134,204
Metal Products	24	26	\$2,796,267	\$1,715	\$2,797,982
Metalworking Machinery Manufacturing	4	4	\$19,253	\$0	\$19,253
Miscellaneous - NEC	6	7	\$321,605	\$0	\$321,605
Miscellaneous Durable Goods Merchant Wholesalers	20	14	\$70,812	\$0	\$70,812
Miscellaneous Manufacturing	118	120	\$11,215,430	\$7,445	\$11,222,875
Miscellaneous Nondurable Goods Merchant Wholesalers	14	6	\$38,772	\$0	\$38,772

	FILES WITH AWARDS		Compensation	Cost of Living	Total
	Entered	Terminated			
Monetary Authorities - Central Bank	11	9	\$32,432	\$0	\$32,432
Motion Picture and Video Industries	3	0	\$0	\$0	\$0
Motor Vehicle and Motor Vehicle Parts and Supplies Merchant Wholesalers	18	18	\$323,671	\$0	\$323,671
Motor Vehicle Body and Trailer Manufacturing	73	59	\$701,507	\$0	\$701,507
Motor Vehicle Manufacturing	31	24	\$404,176	\$0	\$404,176
Motor Vehicle Parts Manufacturing	21	16	\$227,520	\$0	\$227,520
Museums, Historical Sites, and Similar Institutions	24	20	\$89,472	\$0	\$89,472
Natural Gas Distribution	6	4	\$13,963	\$0	\$13,963
Navigational, Measuring, Electromedical, and Control Instruments Manufacturing	6	5	\$23,869	\$0	\$23,869
Newspaper, Periodical, Book, and Directory Publishers	23	16	\$111,766	\$0	\$111,766
Nondepository Credit Intermediation	14	12	\$201,953	\$0	\$201,953
Nonferrous Metal (except Aluminum) Production and Processing	4	3	\$22,010	\$0	\$22,010
Nonmetallic Mineral Mining and Quarrying	16	14	\$365,241	\$0	\$365,241
Non-Profit	17	13	\$746,804	\$0	\$746,804
Nonresidential Building Construction	521	403	\$8,526,846	\$0	\$8,526,846
Nonscheduled Air Transportation	3	5	\$35,138	\$0	\$35,138
Nursing Care Facilities	228	199	\$1,725,369	\$0	\$1,725,369
Office Administrative Services	4	4	\$54,896	\$0	\$54,896
Office Furniture (including Fixtures) Manufacturing	1	1	\$15,431	\$0	\$15,431
Office Supplies, Stationery, and Gift Stores	20	16	\$117,916	\$0	\$117,916
Offices of Dentists	14	16	\$327,892	\$0	\$327,892
Offices of Other Health Practitioners	37	32	\$294,303	\$0	\$294,303
Offices of Physicians	45	38	\$966,052	\$0	\$966,052
Offices of Real Estate Agents and Brokers	16	14	\$222,328	\$0	\$222,328
Oil & Gas Drilling	1	1	\$183,424	\$0	\$183,424
Oil and Gas Extraction	8	4	\$133,493	\$0	\$133,493
Oilseed and Grain Farming	4	3	\$48,849	\$0	\$48,849
Other Ambulatory Health Care Services	33	25	\$752,159	\$598	\$752,758
Other Amusement and Recreation Industries	68	59	\$539,637	\$0	\$539,637

	FILES WITH AWARDS		Compensation	Cost of Living	Total
	Entered	Terminated			
Other Animal Production	3	3	\$6,878	\$0	\$6,878
Other Chemical Product and Preparation Manufacturing	6	7	\$87,212	\$0	\$87,212
Other Crop Farming	6	5	\$79,230	\$0	\$79,230
Other Electrical Equipment and Component Manufacturing	4	5	\$165,534	\$0	\$165,534
Other Fabricated Metal Product Manufacturing	11	14	\$257,238	\$473	\$257,711
Other Financial Investment Activities	1	1	\$10,416	\$0	\$10,416
Other Food Manufacturing	43	32	\$691,670	\$0	\$691,670
Other Furniture Related Product Manufacturing	2	1	\$2,225	\$0	\$2,225
Other General Merchandise Stores	89	71	\$819,320	\$83	\$819,403
Other General Purpose Machinery Manufacturing	9	6	\$183,707	\$0	\$183,707
Other Heavy and Civil Engineering Construction	9	8	\$282,544	\$0	\$282,544
Other Information Services	4	2	\$43,562	\$0	\$43,562
Other Investment Pools and Funds	7	6	\$23,074	\$0	\$23,074
Other Leather and Allied Product Manufacturing	2	2	\$25,234	\$0	\$25,234
Other Miscellaneous Manufacturing	310	270	\$4,222,068	\$1,071	\$4,223,139
Other Miscellaneous Store Retailers	63	52	\$407,612	\$0	\$407,612
Other Motor Vehicle Dealers	3	3	\$111,266	\$0	\$111,266
Other Nonmetallic Mineral Product Manufacturing	5	4	\$34,013	\$0	\$34,013
Other Personal Services	6	5	\$68,323	\$0	\$68,323
Other Pipeline Transportation	1	1	\$24,769	\$0	\$24,769
Other Professional, Scientific, and Technical Services	45	41	\$676,734	\$0	\$676,734
Other Residential Care Facilities	5	5	\$14,539	\$0	\$14,539
Other Schools and Instruction	9	7	\$72,188	\$0	\$72,188
Other Specialty Trade Contractors	302	257	\$5,784,250	\$488	\$5,784,739
Other Support Activities for Transportation	10	6	\$23,845	\$0	\$23,845
Other Support Services	8	10	\$132,476	\$0	\$132,476
Other Telecommunications	0	1	\$8,187	\$0	\$8,187
Other Textile Product Mills	10	9	\$216,357	\$0	\$216,357
Other Transit and Ground Passenger Transportation	6	5	\$25,051	\$0	\$25,051
Other Wood Product Manufacturing	43	51	\$754,470	\$0	\$754,470
Outpatient Care Centers	44	35	\$713,313	\$0	\$713,313

	FILES WITH AWARDS		Compensation	Cost of Living	Total
	Entered	Terminated			
Paint, Coating, and Adhesive Manufacturing	1	1	\$25,039	\$0	\$25,039
Paper & Pulp	27	35	\$2,643,087	\$2,617	\$2,645,704
Paper and Paper Product Merchant Wholesalers	4	4	\$219,917	\$0	\$219,917
Performing Arts Companies	6	8	\$174,368	\$0	\$174,368
Personal and Household Goods Repair and Maintenance	12	11	\$363,903	\$0	\$363,903
Personal Care Services	19	17	\$97,074	\$387	\$97,461
Personal Services	67	75	\$3,769,608	\$1,034	\$3,770,642
Pesticide, Fertilizer, and Other Agricultural Chemical Manufacturing	2	3	\$13,777	\$0	\$13,777
Petroleum & Coal	5	6	\$1,083,128	\$0	\$1,083,128
Petroleum and Coal Products Manufacturing	7	6	\$95,282	\$0	\$95,282
Petroleum and Petroleum Products Merchant Wholesalers	8	8	\$136,807	\$0	\$136,807
Pharmaceutical and Medicine Manufacturing	10	5	\$141,494	\$0	\$141,494
Pipeline Transportation of Natural Gas	1	0	\$0	\$0	\$0
Plastics Product Manufacturing	34	24	\$358,659	\$0	\$358,659
Postal Service	2	1	\$22,196	\$0	\$22,196
Printing & Publishing	14	16	\$1,504,378	\$0	\$1,504,378
Printing and Related Support Activities	40	35	\$1,411,563	\$0	\$1,411,563
Professional and Commercial Equipment and Supplies Merchant Wholesalers	6	6	\$79,973	\$0	\$79,973
Promoters of Performing Arts, Sports, and Similar Events	1	1	\$17,501	\$0	\$17,501
Psychiatric and Substance Abuse Hospitals	19	16	\$59,161	\$0	\$59,161
Pulp, Paper, and Paperboard Mills	30	27	\$419,268	\$0	\$419,268
Radio and Television Broadcasting	4	4	\$19,673	\$0	\$19,673
Rail Transportation	3	3	\$9,290	\$0	\$9,290
Real Estate	20	23	\$1,640,805	\$0	\$1,640,805
Recreation	18	19	\$532,343	\$0	\$532,343
Religious Organizations	34	27	\$211,286	\$0	\$211,286
Remediation and Other Waste Management Services	5	4	\$20,386	\$0	\$20,386
Repair Services	43	43	\$7,174,651	\$1,419	\$7,176,070
Residential Building Construction	209	180	\$4,523,591	\$406	\$4,523,998
Residential Mental Retardation, Mental Health and Substance Abuse Facilities	3	2	\$39,166	\$0	\$39,166

	FILES WITH AWARDS		Compensation	Cost of Living	Total
	Entered	Terminated			
Resin, Synthetic Rubber, and Artificial Synthetic Fibers and Filaments Manufacturing	9	8	\$130,754	\$0	\$130,754
Retail Trade	405	469	\$28,092,274	\$6,812	\$28,099,086
Rubber & Plastics	32	35	\$3,773,190	\$0	\$3,773,190
Rubber Product Manufacturing	121	117	\$841,165	\$0	\$841,165
RV (Recreational Vehicle) Parks and Recreational Camps	4	3	\$27,216	\$0	\$27,216
Satellite Telecommunications	3	3	\$22,958	\$0	\$22,958
Sawmills and Wood Preservation	42	35	\$371,513	\$0	\$371,513
Scheduled Air Transportation	210	171	\$2,041,305	\$0	\$2,041,305
School and Employee Bus Transportation	1	1	\$412	\$0	\$412
Scientific Research and Development Services	3	4	\$17,010	\$0	\$17,010
Seafood Product Preparation and Packaging	3	3	\$113,522	\$0	\$113,522
Securities and Commodity Contracts Intermediation and Brokerage	3	1	\$3,725	\$0	\$3,725
Semiconductor and Other Electronic Component Manufacturing	5	5	\$43,668	\$0	\$43,668
Services to Buildings and Dwellings	224	176	\$2,915,333	\$138	\$2,915,471
Sheep and Goat Farming	1	0	\$0	\$0	\$0
Ship and Boat Building	147	142	\$5,123,156	\$0	\$5,123,156
Shoe Stores	2	2	\$83,588	\$0	\$83,588
Soap, Cleaning Compound, and Toilet Preparation Manufacturing	0	2	\$50,243	\$0	\$50,243
Social Advocacy Organizations	7	8	\$36,936	\$0	\$36,936
Sound Recording Industries	3	3	\$89,655	\$0	\$89,655
Special Food Services	19	20	\$86,683	\$0	\$86,683
Specialized Design Services	1	0	\$0	\$0	\$0
Specialized Freight Trucking	80	74	\$2,539,010	\$0	\$2,539,010
Specialty (except Psychiatric and Substance Abuse) Hospitals	5	3	\$30,664	\$0	\$30,664
Specialty Food Stores	3	1	\$1,752	\$0	\$1,752
Specific Trade Construction	199	239	\$23,889,194	\$38,516	\$23,927,709
Spectator Sports	31	30	\$433,664	\$0	\$433,664
Sporting Goods, Hobby, and Musical Instrument Stores	7	3	\$13,707	\$0	\$13,707
State Government	141	209	\$18,608,056	\$13,834	\$18,621,890
Steel Product Manufacturing from Purchased Steel	7	6	\$50,825	\$0	\$50,825
Stone, Clay, Glass	21	25	\$3,195,952	\$0	\$3,195,952

	FILES WITH AWARDS		Compensation	Cost of Living	Total
	Entered	Terminated			
Sugar and Confectionery Product Manufacturing	5	3	\$20,282	\$0	\$20,282
Support Activities for Air Transportation	19	15	\$185,364	\$0	\$185,364
Support Activities for Animal Production	5	5	\$77,287	\$0	\$77,287
Support Activities for Crop Production	2	1	\$5,958	\$0	\$5,958
Support Activities for Forestry	3	3	\$16,472	\$0	\$16,472
Support Activities for Mining	16	15	\$307,164	\$0	\$307,164
Support Activities for Road Transportation	73	56	\$1,134,422	\$0	\$1,134,422
Support Activities for Water Transportation	21	18	\$698,195	\$0	\$698,195
Taxi and Limousine Service	10	7	\$151,606	\$0	\$151,606
Technical and Trade Schools	1	1	\$108,205	\$0	\$108,205
Textile and Fabric Finishing and Fabric Coating Mills	6	5	\$108,272	\$0	\$108,272
Textile Furnishings Mills	7	3	\$9,171	\$0	\$9,171
Textile Products	23	33	\$2,255,115	\$0	\$2,255,115
Tobacco Manufacturing	51	43	\$581,323	\$0	\$581,323
Tobacco Products	18	22	\$3,282,323	\$0	\$3,282,323
Transport Equipment	126	127	\$15,556,675	\$18,982	\$15,575,657
Transportation	279	313	\$27,433,452	\$9,680	\$27,443,132
Travel Arrangement and Reservation Services	1	1	\$2,678	\$0	\$2,678
Traveler Accommodation	171	154	\$1,029,304	\$289	\$1,029,593
Unknown	4,430	3,748	\$70,080,616	\$11,093	\$70,091,709
Urban Transit Systems	108	91	\$1,106,971	\$0	\$1,106,971
Used Merchandise Stores	7	7	\$61,963	\$0	\$61,963
Utilities	27	33	\$4,474,865	\$7,153	\$4,482,018
Utility System Construction	26	23	\$729,700	\$0	\$729,700
Vegetable and Melon Farming	4	4	\$85,276	\$0	\$85,276
Vending Machine Operators	1	0	\$0	\$0	\$0
Veneer, Plywood, and Engineered Wood Product Manufacturing	7	8	\$103,916	\$0	\$103,916
Ventilation, Heating, Air-Conditioning, and Commercial Refrigeration Equipment Manufacturing	9	9	\$252,032	\$0	\$252,032
Vocational Rehabilitation Services	3	3	\$33,676	\$0	\$33,676
Warehousing and Storage	16	17	\$324,568	\$157	\$324,726
Waste Collection	11	7	\$83,502	\$0	\$83,502
Waste Treatment and Disposal	20	11	\$433,137	\$0	\$433,137
Water, Sewage and Other Systems	7	5	\$135,987	\$0	\$135,987

	FILES WITH AWARDS		Compensation	Cost of Living	Total
	Entered	Terminated			
Welfare	1	1	\$1,737	\$0	\$1,737
Wholesale Electronic Markets and Agents and Brokers	6	6	\$149,316	\$0	\$149,316
Wholesale Trade	25	24	\$3,009,077	\$0	\$3,009,077
Wired Telecommunications Carriers	40	33	\$223,776	\$0	\$223,776
Wireless Telecommunications Carriers (except Satellite)	18	15	\$313,143	\$0	\$313,143
Wood Products	12	17	\$1,201,233	\$0	\$1,201,233
Totals:	20,768	18,487	\$510,238,094	\$195,358	\$510,433,452

	FILES WITH AWARDS		Compensation	Cost of Living	Total
	Entered	Terminated			
Location:					
ACCOMACK	81	82	\$1,700,301	\$2,422	\$1,702,722
ALBEMARLE	113	114	\$1,849,129	\$0	\$1,849,129
ALEXANDRIA	536	457	\$11,363,832	\$200	\$11,364,032
ALLEGHANY	46	46	\$1,136,698	\$174	\$1,136,872
AMELIA	27	22	\$412,682	\$0	\$412,682
AMHERST	95	84	\$2,354,535	\$0	\$2,354,535
APPOMATTOX	37	32	\$1,346,278	\$0	\$1,346,278
ARLINGTON	494	433	\$10,560,447	\$0	\$10,560,447
AUGUSTA	186	167	\$3,936,934	\$0	\$3,936,934
BATH	22	20	\$508,603	\$0	\$508,603
BEDFORD CITY	34	31	\$757,992	\$0	\$757,992
BEDFORD COUNTY	101	90	\$2,000,252	\$0	\$2,000,252
BLAND	15	12	\$83,295	\$0	\$83,295
BOTETOURT	64	54	\$1,242,348	\$0	\$1,242,348
BRISTOL	100	86	\$1,415,426	\$0	\$1,415,426
BRUNSWICK	37	36	\$1,350,070	\$0	\$1,350,070
BUCHANAN	208	180	\$7,749,722	\$0	\$7,749,722
BUCKINGHAM	33	32	\$868,150	\$0	\$868,150
BUENA VISTA	20	17	\$996,456	\$0	\$996,456
CAMPBELL	101	83	\$1,833,828	\$0	\$1,833,828
CAROLINE	42	38	\$711,427	\$0	\$711,427
CARROLL	50	42	\$776,138	\$0	\$776,138
CHARLES CITY	19	20	\$762,154	\$0	\$762,154
CHARLOTTE	23	18	\$402,300	\$0	\$402,300
CHARLOTTESVILLE	215	187	\$7,157,488	\$1,935	\$7,159,422
CHESAPEAKE	453	407	\$9,796,622	\$2,833	\$9,799,455
CHESTERFIELD	466	428	\$9,926,787	\$26	\$9,926,813
CLARKE	38	33	\$847,341	\$0	\$847,341
CLIFTON FORGE	24	17	\$168,471	\$0	\$168,471
COLONIAL HEIGHTS	65	55	\$964,871	\$0	\$964,871
COVINGTON	68	60	\$1,780,990	\$914	\$1,781,904
CRAIG	2	1	\$451	\$0	\$451
CULPEPER	133	110	\$1,981,714	\$0	\$1,981,714
CUMBERLAND	13	11	\$89,765	\$0	\$89,765
DANVILLE	199	193	\$8,038,083	\$6,135	\$8,044,218
DICKENSON	71	70	\$4,634,476	\$622	\$4,635,097
DINWIDDIE	123	104	\$2,710,407	\$0	\$2,710,407
EMPORIA	28	25	\$342,991	\$0	\$342,991

	FILES WITH AWARDS		Compensation	Cost of Living	Total
	Entered	Terminated			
ESSEX	34	29	\$682,185	\$0	\$682,185
FAIRFAX CITY	191	170	\$6,396,203	\$6,608	\$6,402,811
FAIRFAX COUNTY	1,595	1,434	\$34,009,035	\$2,985	\$34,012,020
FALLS CHURCH	134	124	\$3,602,852	\$30,147	\$3,632,999
FAUQUIER	136	105	\$2,915,417	\$0	\$2,915,417
FLOYD	14	12	\$80,467	\$0	\$80,467
FLUVANNA	26	20	\$546,622	\$0	\$546,622
FRANKLIN CITY	42	37	\$786,926	\$0	\$786,926
FRANKLIN COUNTY	93	80	\$2,202,013	\$0	\$2,202,013
FREDERICK	91	81	\$2,066,750	\$3,857	\$2,070,607
FREDERICKSBURG	285	232	\$6,259,251	\$762	\$6,260,014
GALAX	52	49	\$1,396,710	\$0	\$1,396,710
GILES	42	39	\$1,091,649	\$0	\$1,091,649
GLOUCESTER	70	68	\$2,272,387	\$0	\$2,272,387
GOOCHLAND	57	54	\$1,426,231	\$0	\$1,426,231
GRAYSON	26	23	\$244,756	\$0	\$244,756
GREENE	19	14	\$183,291	\$0	\$183,291
GREENSVILLE	37	39	\$880,133	\$0	\$880,133
HALIFAX	47	43	\$1,418,169	\$0	\$1,418,169
HAMPTON	269	246	\$6,516,004	\$0	\$6,516,004
HANOVER	260	235	\$5,710,099	\$473	\$5,710,572
HARRISONBURG	159	132	\$2,937,624	\$36	\$2,937,660
HENRICO	485	424	\$11,442,568	\$8,362	\$11,450,931
HENRY	96	90	\$2,293,173	\$3,527	\$2,296,700
HIGHLAND	0	2	\$125,954	\$0	\$125,954
HOPEWELL	45	41	\$1,247,650	\$0	\$1,247,650
ISLE OF WIGHT	117	104	\$3,107,554	\$0	\$3,107,554
JAMES CITY	120	115	\$3,908,415	\$1,103	\$3,909,518
KING & QUEEN	17	12	\$221,873	\$0	\$221,873
KING GEORGE	33	29	\$607,699	\$0	\$607,699
KING WILLIAM	25	25	\$874,390	\$0	\$874,390
LANCASTER	38	34	\$659,898	\$0	\$659,898
LEE	57	41	\$2,027,439	\$0	\$2,027,439
LEXINGTON	50	52	\$1,151,774	\$0	\$1,151,774
LOUDOUN	659	568	\$16,254,011	\$1,895	\$16,255,905
LOUISA	50	49	\$871,092	\$0	\$871,092
LUNENBURG	17	16	\$980,239	\$0	\$980,239
LYNCHBURG	369	335	\$6,802,141	\$1,419	\$6,803,560
MADISON	19	17	\$1,074,134	\$0	\$1,074,134
MANASSAS	221	180	\$4,777,301	\$1,190	\$4,778,491

	FILES WITH AWARDS		Compensation	Cost of Living	Total
	Entered	Terminated			
MANASSAS PARK	13	11	\$427,383	\$0	\$427,383
MARTINSVILLE	83	68	\$1,968,697	\$0	\$1,968,697
MATHEWS	11	11	\$277,254	\$0	\$277,254
MECKLENBURG	82	71	\$2,393,368	\$0	\$2,393,368
MIDDLESEX	21	17	\$340,822	\$0	\$340,822
MONTGOMERY	210	182	\$4,595,478	\$12,582	\$4,608,059
NELSON	26	23	\$413,645	\$0	\$413,645
NEW KENT	43	37	\$1,047,698	\$0	\$1,047,698
NEWPORT NEWS	621	570	\$30,227,897	\$23,732	\$30,251,630
NORFOLK	733	649	\$20,713,095	\$15,766	\$20,728,861
NORTHAMPTON	39	32	\$634,480	\$386	\$634,866
NORTHUMBERLAND	22	22	\$440,948	\$0	\$440,948
NORTON	39	35	\$956,964	\$0	\$956,964
NOTTOWAY	46	42	\$378,681	\$0	\$378,681
ORANGE	68	60	\$1,641,741	\$0	\$1,641,741
OUT OF STATE	428	365	\$7,974,303	\$0	\$7,974,303
PAGE	39	35	\$1,497,469	\$0	\$1,497,469
PATRICK	39	35	\$507,134	\$0	\$507,134
PETERSBURG	112	98	\$1,394,476	\$598	\$1,395,075
PITTSYLVANIA	76	73	\$2,224,837	\$0	\$2,224,837
POQUOSON	13	11	\$145,304	\$0	\$145,304
PORTSMOUTH	231	227	\$8,392,360	\$2,488	\$8,394,848
POWHATAN	47	41	\$866,990	\$0	\$866,990
PRINCE EDWARD	59	48	\$1,504,517	\$0	\$1,504,517
PRINCE GEORGE	60	50	\$2,410,395	\$0	\$2,410,395
PRINCE WILLIAM	434	372	\$10,987,548	\$3,195	\$10,990,744
PULASKI	186	163	\$3,624,371	\$0	\$3,624,371
RADFORD	62	56	\$996,231	\$0	\$996,231
RAPPAHANNOCK	10	9	\$893,218	\$0	\$893,218
RICHMOND CITY	1,222	1,114	\$32,982,923	\$5,895	\$32,988,818
RICHMOND COUNTY	17	17	\$579,291	\$0	\$579,291
ROANOKE CITY	349	310	\$6,822,697	\$2,044	\$6,824,742
ROANOKE COUNTY	159	147	\$2,544,803	\$0	\$2,544,803
ROCKBRIDGE	48	47	\$1,169,001	\$0	\$1,169,001
ROCKINGHAM	144	125	\$3,227,794	\$0	\$3,227,794
RUSSELL	89	83	\$2,540,772	\$0	\$2,540,772
SALEM	157	149	\$3,393,689	\$0	\$3,393,689
SCOTT	48	43	\$1,294,369	\$0	\$1,294,369
SHENANDOAH	97	87	\$2,210,993	\$0	\$2,210,993
SMYTH	136	118	\$2,218,443	\$0	\$2,218,443

FILES WITH AWARDS					
	Entered	Terminated	Compensation	Cost of Living	Total
SOUTH BOSTON	41	34	\$980,147	\$0	\$980,147
SOUTHAMPTON	37	34	\$1,153,006	\$0	\$1,153,006
SPOTSYLVANIA	121	114	\$3,577,661	\$0	\$3,577,661
STAFFORD	130	122	\$3,495,615	\$138	\$3,495,753
STAUNTON	97	89	\$3,015,990	\$33	\$3,016,023
SUFFOLK	177	149	\$5,349,156	\$0	\$5,349,156
SURRY	15	13	\$323,125	\$0	\$323,125
SUSSEX	65	56	\$1,111,654	\$0	\$1,111,654
TAZEWELL	151	135	\$5,536,750	\$0	\$5,536,750
UNKNOWN	1,290	1,143	\$30,746,457	\$1,440	\$30,747,897
VIRGINIA BEACH	691	627	\$12,109,739	\$660	\$12,110,399
WARREN	81	77	\$2,138,140	\$26,863	\$2,165,003
WASHINGTON	164	145	\$3,375,976	\$1,182	\$3,377,158
WAYNESBORO	72	68	\$1,278,260	\$0	\$1,278,260
WESTMORELAND	27	27	\$1,238,810	\$0	\$1,238,810
WILLIAMSBURG	217	191	\$3,357,322	\$0	\$3,357,322
WINCHESTER	208	181	\$5,150,477	\$5,114	\$5,155,591
WISE	194	160	\$7,094,455	\$0	\$7,094,455
WYTHE	88	76	\$1,763,676	\$0	\$1,763,676
YORK	104	96	\$1,968,067	\$15,617	\$1,983,684
Total:	20,768	18,487	\$510,238,094	\$195,358	\$510,433,452

Medical Payments

	Files with Medical Payments	Rehabilitation	Doctors' Expenses	Hospital Expenses	Other Medical Expenses	Totals
Accident Type:						
Abnormal Air Pressure (Contact with)	1	\$0	\$1,446	\$37	\$0	\$1,483
Absorbtion,Ingestion or Inhalation,NOC	27	\$893	\$17,594	\$29,066	\$36,849	\$84,402
Animal or Insect (Struck or Injured By)	193	\$31,318	\$132,307	\$343,438	\$84,947	\$592,010
Bodily Motion	1,062	\$1,041,914	\$3,276,241	\$3,368,467	\$7,429,824	\$15,116,447
Broken Glass (Cut,Puncture,Scrape)	83	\$25,012	\$137,185	\$143,917	\$69,391	\$375,504
Caught In / Under	164	\$231,174	\$695,812	\$1,111,017	\$2,478,883	\$4,516,886
Caught In,Under or Between,NOC	560	\$255,173	\$917,715	\$3,648,523	\$786,349	\$5,607,759
Caught,Puncture,Scrape,NOC	228	\$60,780	\$298,739	\$504,457	\$265,267	\$1,129,243
Chemicals (Burn or Contact with)	28	\$16,728	\$16,850	\$42,814	\$9,892	\$86,284
Cold Objects or Substances (Contact with)	1	\$0	\$927	\$5,165	\$33	\$6,124
Collapsing Materials (Caught In,Under,Between)	8	\$13,674	\$39,760	\$122,950	\$47,287	\$223,671
Collision with a Fixed Object	47	\$11,804	\$153,365	\$596,038	\$98,193	\$859,399
Collision with Another Vehicle	354	\$182,296	\$636,518	\$1,073,794	\$681,528	\$2,574,136
Contact With, NOC	75	\$6,611	\$44,298	\$110,035	\$49,483	\$210,427
Continual Noise (Strain or Injury By)	15	\$2,275	\$19,532	\$20,208	\$17,876	\$59,892
Crash of Rail Vehicle	2	\$0	\$2,544	\$2,741	\$1,654	\$6,938
Crash of Water Vehicle	2	\$0	\$1,164	\$733	\$335	\$2,232
Cumulative,NOC	112	\$4,609	\$124,354	\$423,137	\$196,896	\$748,995
Dust,Gases,Fumes or Vapors (Contact with)	31	\$288	\$16,009	\$15,409	\$10,150	\$41,856
Electric Current	21	\$22,440	\$59,574	\$51,781	\$543,221	\$677,017
Electrical Current (Contact with)	43	\$21,546	\$216,714	\$69,842	\$601,717	\$909,819
Explosion or Flare Back (Struck or Injured By)	9	\$457	\$40,675	\$25,601	\$34,766	\$101,499
Fall - Elevation	403	\$1,535,264	\$2,110,793	\$4,335,727	\$9,023,018	\$17,004,802
Fall - Same Level	725	\$1,270,793	\$2,692,956	\$3,041,993	\$4,742,997	\$11,748,739
Fall,Slip or Trip,NOC	1,942	\$3,520,728	\$3,785,092	\$5,236,367	\$3,550,103	\$16,092,290
Falling or Flying Object (Struck or Injured By)	875	\$497,029	\$1,449,806	\$3,281,261	\$1,346,456	\$6,574,552
Fellow Worker,Patient (Struck or Injured By)	439	\$155,326	\$640,683	\$389,844	\$643,846	\$1,829,699

	Files with Medical Payments	Rehabilitation	Doctors' Expenses	Hospital Expenses	Other Medical Expenses	Totals
Fire or Flame (Burn or Scald)	31	\$1,339	\$71,553	\$110,721	\$24,940	\$208,553
Foreign Matter in Eye(s)	64	\$6,415	\$110,443	\$90,877	\$55,346	\$263,081
From Different Level (Fall,Slip or Trip)	484	\$576,653	\$1,468,810	\$3,638,452	\$3,147,853	\$8,831,768
From Ladder or Scaffolding (Fall,Slip or Trip)	444	\$587,211	\$1,407,384	\$3,609,486	\$1,945,575	\$7,549,656
From Liquid or Grease Spills (Fall,Slip or Trip)	545	\$402,634	\$1,130,700	\$1,329,736	\$1,352,097	\$4,215,167
Hand Tool or Machine (Struck or Injured By)	106	\$41,035	\$126,706	\$386,403	\$168,511	\$722,655
Hand Tool,Utensil;Not Powered (Cut,Puncture,Scrape)	181	\$64,372	\$243,198	\$292,188	\$105,965	\$705,723
Holding or Carrying (Strain or Injury By)	87	\$71,753	\$190,248	\$185,217	\$163,334	\$610,552
Hot Objects or Substances (Burn or Scald)	73	\$43,617	\$66,402	\$225,785	\$95,446	\$431,250
Into Openings (Fall,Slip or Trip)	166	\$46,566	\$384,173	\$553,272	\$558,903	\$1,542,913
Jumping (Strain or Injury By)	69	\$44,351	\$138,111	\$197,269	\$177,444	\$557,175
Lifting (Strain or Injury By)	1,863	\$1,359,942	\$3,445,716	\$4,676,025	\$3,383,530	\$12,865,213
Machine or Machinery (Caught In,Under,Between)	219	\$236,663	\$560,812	\$1,467,195	\$573,708	\$2,838,377
Mold	1	\$0	\$0	\$0	\$0	\$0
Motor Vehicle	339	\$859,235	\$2,260,138	\$2,959,981	\$7,920,321	\$13,999,675
Motor Vehicle (Struck or Injured By)	165	\$152,722	\$423,703	\$1,251,603	\$545,817	\$2,373,846
Motor Vehicle,NOC	468	\$327,993	\$1,138,460	\$1,810,870	\$1,222,409	\$4,499,733
Moving Part of Machine (Striking Against or Stepping On)	11	\$6,470	\$20,840	\$19,072	\$8,926	\$55,308
Moving Parts of Machine (Struck or Injured By)	59	\$12,552	\$69,234	\$90,408	\$81,393	\$253,586
Object Being Lifted or Handled (Cut,Puncture,Scrape)	244	\$78,160	\$916,614	\$542,446	\$161,019	\$1,698,240
Object Being Lifted or Handled (Striking Against or Stepping On)	29	\$6,348	\$22,836	\$13,993	\$36,405	\$79,583
Object Being Lifted or Handled (Struck or Injured By)	362	\$146,104	\$501,855	\$631,022	\$325,869	\$1,604,850
Object Handled (Caught In,Under,Between)	116	\$36,617	\$148,941	\$200,898	\$57,271	\$443,727
Object Handled By Others (Struck or Injured By)	77	\$30,376	\$141,888	\$112,064	\$77,563	\$361,890
On Ice or Snow (Fall,Slip or Trip)	306	\$176,947	\$565,094	\$786,613	\$737,271	\$2,265,924
On Same Level (Fall,Slip or Trip)	953	\$491,760	\$1,667,463	\$2,317,275	\$1,546,911	\$6,023,409

	Files with Medical Payments	Rehabilitation	Doctors' Expenses	Hospital Expenses	Other Medical Expenses	Totals
On Stairs (Fall,Slip or Trip)	319	\$166,531	\$422,417	\$659,364	\$394,307	\$1,642,619
Other Than Physical Cause of Injry	70	\$15,897	\$77,507	\$16,773	\$60,287	\$170,464
Other,Miscellaneous,NOC	2,972	\$1,410,126	\$5,953,083	\$7,841,090	\$7,835,294	\$23,039,593
Overexertion	1,767	\$2,602,133	\$6,485,646	\$8,479,991	\$14,926,567	\$32,494,337
Person in Act of Crime	67	\$23,264	\$75,975	\$80,373	\$85,317	\$264,929
Powered Hand Tool,Appliance (Cut,Puncture,Scrape)	168	\$198,384	\$387,599	\$625,131	\$232,840	\$1,443,954
Public Transportation	8	\$261,187	\$277,232	\$389,232	\$2,412,120	\$3,339,771
Pushing or Pulling (Strain or Injury By)	700	\$523,856	\$1,165,131	\$1,456,174	\$1,225,414	\$4,370,575
Radiation Caustics	82	\$7,249	\$110,855	\$192,283	\$976,162	\$1,286,548
Reaching (Strain or Injury By)	98	\$57,337	\$146,543	\$131,242	\$162,252	\$497,373
Repetitive Motion	28	\$49,008	\$131,332	\$103,290	\$26,771	\$310,401
Repetitive Motion (Strain or Injury By)	59	\$31,072	\$55,595	\$44,814	\$14,729	\$146,210
Rubbed / Abraided	89	\$121,030	\$250,965	\$295,249	\$377,245	\$1,044,489
Rubbed or Abraded,NOC	8	\$3,485	\$6,701	\$19,320	\$4,271	\$33,777
Sanding,Scraping,Cleaning Operation (Striking Against or Stepping On)	2	\$0	\$157	\$0	\$490	\$647
Slipped,Do Not Fall	68	\$57,361	\$140,164	\$229,655	\$100,686	\$527,866
Stationary Object (Striking Against or Stepping On)	345	\$160,767	\$362,104	\$487,390	\$336,198	\$1,346,459
Steam or Hot Fluids (Burn or Scald)	42	\$8,495	\$41,676	\$99,765	\$37,085	\$187,021
Stepping on Sharp Object	10	\$1,454	\$8,940	\$18,491	\$14,290	\$43,175
Strain or Injury By,NOC	1,045	\$614,920	\$1,768,217	\$2,788,482	\$1,824,762	\$6,996,380
Striking Against or Stepping On,NOC	196	\$100,643	\$311,545	\$437,612	\$383,794	\$1,233,594
Struck Against	125	\$127,990	\$424,406	\$442,913	\$710,009	\$1,705,318
Struck By	439	\$514,651	\$2,672,422	\$4,813,573	\$9,262,312	\$17,262,957
Struck or Injured,NOC	503	\$173,502	\$667,214	\$933,311	\$824,841	\$2,598,867
Temperature Extremes	36	\$35,233	\$129,775	\$223,260	\$707,786	\$1,096,054
Temperature Extremes (Burn or Scald)	29	\$0	\$14,245	\$36,828	\$9,765	\$60,838
Terrorism	1	\$0	\$671	\$0	\$82	\$753
Twisting (Strain or Injury By)	200	\$162,476	\$380,374	\$536,916	\$366,769	\$1,446,535
Using Tool or Machinery (Strain or Injury By)	12	\$9,272	\$29,051	\$44,087	\$24,089	\$106,498
Vehicle Upset (Overturned)	95	\$73,841	\$367,093	\$404,928	\$241,366	\$1,087,229
Weilding or Throwing (Strain or Injury By)	15	\$27,430	\$14,158	\$24,113	\$18,166	\$83,868

	Files with Medical Payments	Rehabilitation	Doctors' Expenses	Hospital Expenses	Other Medical Expenses	Totals
Welding Operation (Burn or Scald)	1	\$0	\$617	\$337	\$0	\$954
Totals:	24,511	\$22,254,560	\$57,629,379	\$87,349,219	\$100,820,856	\$268,054,014

Body Part:

Abdomen Including Groin	123	\$33,181	\$126,865	\$259,146	\$96,495	\$515,688
Ankle	958	\$651,316	\$1,619,051	\$2,387,758	\$2,148,167	\$6,806,293
Artificial Appliance	2	\$168	\$0	\$0	\$0	\$168
Body Systems and Multiple B	8	\$0	\$15,335	\$9,560	\$32,620	\$57,515
Brain	17	\$15,844	\$64,825	\$38,197	\$59,757	\$178,623
Buttocks	20	\$24,059	\$218,518	\$108,446	\$50,754	\$401,777
Chest	230	\$28,665	\$184,312	\$557,998	\$352,872	\$1,123,847
Disc (Back)	105	\$218,566	\$601,273	\$628,994	\$806,165	\$2,254,999
Disc (Neck)	15	\$16,299	\$40,879	\$9,510	\$108,356	\$175,044
Ear(s)	44	\$5,632	\$27,910	\$11,505	\$725,074	\$770,122
Elbow	285	\$248,608	\$564,161	\$557,887	\$539,208	\$1,909,864
Eye(s)	260	\$34,102	\$364,075	\$445,668	\$312,988	\$1,156,833
Facial Bones	39	\$22,363	\$106,493	\$78,663	\$74,139	\$281,657
Finger(s)	1,427	\$666,907	\$2,217,765	\$2,628,128	\$1,192,158	\$6,704,957
Foot	619	\$295,919	\$822,506	\$1,364,884	\$1,326,923	\$3,810,231
Great Toe	33	\$1,274	\$16,389	\$5,126	\$13,732	\$36,521
Hand	782	\$421,700	\$1,872,936	\$1,973,000	\$1,078,020	\$5,345,657
Heart	441	\$3,996	\$648,013	\$2,053,494	\$1,955,218	\$4,660,721
Hip	156	\$160,269	\$371,217	\$1,082,119	\$623,308	\$2,236,912
Insufficient Info to Properly Id	529	\$269,330	\$1,233,680	\$3,734,564	\$4,264,885	\$9,502,458
Internal Organs	297	\$29,149	\$444,130	\$958,020	\$817,203	\$2,248,503
Knee	2,243	\$1,661,928	\$5,035,855	\$6,821,676	\$5,926,691	\$19,446,149
Larynx	2	\$0	\$147	\$0	\$3,000	\$3,147
Lower Arm	289	\$257,373	\$605,905	\$933,014	\$787,879	\$2,584,171
Lower Back Area	2,611	\$2,926,467	\$7,694,793	\$9,284,004	\$14,084,412	\$33,989,676
Lower Leg	406	\$319,247	\$932,648	\$1,769,350	\$1,954,355	\$4,975,599
Lumbar & Or Sacral Vertebrae	3	\$0	\$637	\$5,139	\$1,208	\$6,984
Lungs	36	\$0	\$15,864	\$34,702	\$31,236	\$81,802
Mouth	40	\$200	\$85,212	\$50,459	\$66,633	\$202,504
Multiple Body Parts	5,094	\$8,526,096	\$16,259,334	\$24,548,773	\$38,062,043	\$87,396,246

	Files with Medical Payments	Rehabilitation	Doctors' Expenses	Hospital Expenses	Other Medical Expenses	Totals
Multiple Head Injury	827	\$284,119	\$1,095,073	\$2,166,279	\$2,052,874	\$5,598,346
Multiple Lower Extremities	799	\$578,739	\$1,872,871	\$3,108,741	\$2,533,733	\$8,094,085
Multiple Neck Injury	274	\$307,498	\$736,726	\$1,162,476	\$1,115,993	\$3,322,693
Multiple Trunk	1,286	\$965,690	\$2,888,138	\$3,943,467	\$7,888,119	\$15,685,414
Multiple Upper Extremities	924	\$659,361	\$1,889,950	\$5,760,578	\$2,008,260	\$10,318,149
Nose	41	\$178	\$54,678	\$83,838	\$30,230	\$168,925
Pelvis	28	\$15,030	\$53,575	\$168,127	\$302,401	\$539,132
Sacrum and Coccyx	43	\$56,589	\$107,856	\$316,642	\$163,066	\$644,153
Shoulder(s)	1,185	\$1,060,711	\$2,866,964	\$3,450,317	\$2,644,455	\$10,022,446
Skull	28	\$3,293	\$53,623	\$71,831	\$157,172	\$285,919
Soft Tissue	30	\$12,081	\$46,247	\$92,530	\$60,949	\$211,807
Soft Tissue	64	\$15,241	\$68,958	\$61,688	\$44,230	\$190,117
Spinal Cord	2	\$4,728	\$1,586	\$0	\$4,406	\$10,719
Spinal Cord	5	\$577	\$72,356	\$162,892	\$100,482	\$336,306
Teeth	42	\$0	\$123,695	\$14,835	\$25,778	\$164,308
Thumb	354	\$110,660	\$480,115	\$554,333	\$306,775	\$1,451,884
Toe(s)	90	\$32,440	\$106,180	\$201,913	\$585,163	\$925,696
Trachea	3	\$0	\$5,254	\$1,143	\$1,237	\$7,634
Unclassified	46	\$12,444	\$34,361	\$13,093	\$33,308	\$93,206
Upper Arm	361	\$665,664	\$1,043,102	\$1,196,889	\$1,473,283	\$4,378,938
Upper Back Area	122	\$83,404	\$198,071	\$157,693	\$321,912	\$761,080
Upper Leg	86	\$86,465	\$205,403	\$728,063	\$179,519	\$1,199,449
Vertebrae	8	\$1,907	\$9,003	\$7,833	\$4,808	\$23,551
Whole Body	11	\$3,031	\$2,930	\$13,613	\$9,941	\$29,515
Wrist	668	\$422,996	\$1,305,480	\$1,494,748	\$1,178,733	\$4,401,957
Wrist(s) & Hand(s)	70	\$33,057	\$116,458	\$75,868	\$98,535	\$323,919
Totals:	24,511	\$22,254,560	\$57,629,379	\$87,349,219	\$100,820,856	\$268,054,014

Nature of Injury:

All Other Cumulative, NOC (OD)	6	\$2,987	\$33,871	\$13,310	\$15,429	\$65,597
All Other Occupational Disease, NOC (OD)	7	\$4,042	\$6,257	\$5,334	\$2,553	\$18,186
All Other Specific Injuries, NOC	4,760	\$2,548,265	\$7,530,404	\$12,086,542	\$8,287,471	\$30,452,682

	Files with Medical Payments	Rehabilitation	Doctors' Expenses	Hospital Expenses	Other Medical Expenses	Totals
Amputation	28	\$24,465	\$90,635	\$96,214	\$723,752	\$935,065
Amputation	98	\$93,397	\$226,233	\$2,811,052	\$341,252	\$3,471,934
Angina Pectoris	8	\$0	\$6,473	\$1,878	\$145	\$8,496
Asbestosis	25	\$32	\$13,915	\$39,557	\$14,408	\$67,912
Black Lung (OD)	5	\$665	\$3,110	\$5,157	\$14,083	\$23,015
Black Lung I	4	\$0	\$7,656	\$8,393	\$8,387	\$24,436
Burn	45	\$35,233	\$138,140	\$227,849	\$761,351	\$1,162,573
Burn	192	\$80,088	\$261,628	\$621,921	\$230,091	\$1,193,728
Cancer (OD)	5	\$0	\$204,468	\$92,570	\$25,969	\$323,006
Carpal Tunnel Syndrome	16	\$5,460	\$18,823	\$14,222	\$14,906	\$53,411
Carpal Tunnel Syndrome (OD)	55	\$32,886	\$54,189	\$35,404	\$21,160	\$143,640
Concussion	98	\$19,903	\$100,813	\$271,798	\$205,620	\$598,135
Concussion	26	\$26,596	\$134,450	\$60,508	\$136,987	\$358,540
Contagious Disease	1	\$0	\$8,406	\$14,049	\$73,548	\$96,003
Contagious Disease (OD)	1	\$0	\$797	\$0	\$0	\$797
Contusion	1,829	\$3,034,354	\$2,336,819	\$2,928,748	\$2,344,554	\$10,644,475
Contusion	336	\$577,774	\$1,315,154	\$1,969,494	\$4,357,400	\$8,219,823
Crushing	164	\$102,765	\$381,759	\$837,150	\$415,572	\$1,737,247
Crushing	51	\$127,006	\$250,692	\$940,095	\$495,580	\$1,813,373
Dermatitis	1	\$0	\$695	\$0	\$2,843	\$3,538
Dermatitis (OD)	9	\$615	\$1,630	\$8,441	\$2,643	\$13,329
Dislocation	53	\$87,945	\$154,977	\$298,506	\$240,840	\$782,268
Dislocation	205	\$207,019	\$448,366	\$741,557	\$458,214	\$1,855,156
Drowning	1	\$0	\$0	\$0	\$776	\$776
Dust Disease - NEC	1	\$0	\$99	\$0	\$2,159	\$2,258
Dust Disease,NOC (OD)	1	\$0	\$1,768	\$7,891	\$1,843	\$11,502
Electric Shock	37	\$14,813	\$149,826	\$41,830	\$585,726	\$792,195
Electric Shock	13	\$15,971	\$22,934	\$7,170	\$36,815	\$82,890
Enucleation	1	\$0	\$0	\$690	\$0	\$690
Exposure	19	\$228	\$7,960	\$17,012	\$2,681	\$27,882
Fatal Black Lung IV	1	\$0	\$1,402	\$1,616	\$18,288	\$21,306
Fatal Crushing	1	\$0	\$0	\$0	\$6,523	\$6,523
Fatal Electric Shock	1	\$0	\$448	\$1,923	\$0	\$2,371
Fatal Fracture	1	\$4,495	\$41,469	\$116,363	\$0	\$162,327
Fatal Injury - NEC	1	\$0	\$0	\$2,452	\$6,116	\$8,568
Foreign Body	20	\$264	\$56,601	\$47,395	\$207,467	\$311,727
Foreign Body	123	\$16,684	\$248,442	\$687,180	\$121,706	\$1,074,012

	Files with Medical Payments	Rehabilitation	Doctors' Expenses	Hospital Expenses	Other Medical Expenses	Totals
Fracture	548	\$1,875,562	\$3,212,972	\$5,429,299	\$11,098,294	\$21,616,127
Fracture	2,160	\$2,129,932	\$6,169,374	\$13,213,954	\$7,854,357	\$29,367,617
Freezing	2	\$0	\$246	\$0	\$2,168	\$2,414
Freezing	3	\$0	\$1,243	\$277	\$943	\$2,463
Hearing Loss (Trauma)	5	\$0	\$22,289	\$1,756	\$52,646	\$76,691
Hearing Loss or Impairment	7	\$0	\$3,990	\$18,757	\$11,598	\$34,345
Heart & Lung - Firemen	99	\$0	\$109,796	\$338,641	\$458,377	\$906,814
Heart & Lung - Police	239	\$838	\$408,284	\$1,283,510	\$1,399,911	\$3,092,543
Heart & Lung-Fire	45	\$2,158	\$78,557	\$389,459	\$90,087	\$560,261
Heart & Lung-Police	53	\$318	\$40,866	\$131,016	\$123,451	\$295,650
Heart Attack	10	\$152	\$5,648	\$32,367	\$39,144	\$77,311
Heat Prostration	40	\$0	\$11,652	\$39,787	\$8,837	\$60,276
Hepatitis C (OD)	1	\$0	\$0	\$0	\$281	\$281
Hernia	19	\$10,111	\$81,161	\$107,547	\$393,869	\$592,688
Hernia	145	\$21,756	\$204,631	\$588,571	\$72,731	\$887,689
Infection	33	\$9,653	\$22,580	\$73,842	\$56,969	\$163,044
Infection	9	\$9,326	\$21,063	\$24,195	\$32,455	\$87,039
Inflammation	99	\$87,811	\$309,386	\$504,797	\$573,506	\$1,475,500
Inflammation	269	\$139,620	\$308,384	\$328,633	\$271,295	\$1,047,933
Injury - NEC	1,518	\$1,734,020	\$6,109,199	\$9,196,861	\$23,155,125	\$40,195,205
Laceration	1,847	\$616,218	\$3,348,120	\$3,996,316	\$1,710,683	\$9,671,337
Laceration	161	\$203,530	\$658,853	\$839,084	\$1,091,269	\$2,792,736
Loss of Hearing	6	\$5,632	\$11,411	\$0	\$691,924	\$708,967
Loss of Hearing (OD)	5	\$0	\$314	\$0	\$3,492	\$3,806
Mental Stress (OD)	33	\$6,951	\$16,883	\$1,083	\$19,109	\$44,026
Mesothelioma	1	\$1,585	\$21,469	\$12,470	\$2,159	\$37,683
Multiple Injuries,Physical or Psychological	3	\$0	\$2,194	\$9,824	\$0	\$12,018
Multiple Physical Injuries	67	\$31,780	\$173,802	\$424,141	\$225,617	\$855,340
Myocardial Infarction	10	\$0	\$6,207	\$0	\$32,441	\$38,649
Myocardial Infarction (Heart Attack)	12	\$0	\$1,601	\$130	\$8,501	\$10,232
Occupational Disease - NEC	10	\$0	\$11,331	\$150,058	\$67,969	\$229,357
Other Cumulative	7	\$1,327	\$13,790	\$10,696	\$51,986	\$77,798
Poisoning,General (Not OD)	17	\$3,138	\$8,012	\$21,071	\$51,399	\$83,620
Puncture	299	\$67,637	\$321,632	\$824,895	\$269,433	\$1,483,597
Puncture	30	\$28,176	\$264,810	\$179,469	\$224,147	\$696,602
Radiation (OD)	2	\$5,890	\$4,065	\$1,026	\$9,417	\$20,398

	Files with Medical Payments	Rehabilitation	Doctors' Expenses	Hospital Expenses	Other Medical Expenses	Totals
Respiratory Disorders	6	\$0	\$11,450	\$537	\$60,274	\$72,261
Respiratory Disorders (OD)	7	\$0	\$9,733	\$46,334	\$10,186	\$66,253
Rupture	63	\$64,704	\$321,035	\$343,552	\$207,136	\$936,428
Rupture	97	\$199,568	\$552,393	\$461,596	\$1,223,367	\$2,436,925
Severance	47	\$67,335	\$118,016	\$141,654	\$36,804	\$363,810
Severance	7	\$7,977	\$105,977	\$166,735	\$71,565	\$352,254
Sprain	453	\$598,804	\$1,363,181	\$1,725,424	\$2,834,297	\$6,521,705
Sprain or Tear	1,545	\$740,483	\$2,265,692	\$2,447,270	\$2,134,390	\$7,587,835
Strain	1,708	\$3,248,729	\$7,480,526	\$7,656,290	\$14,712,938	\$33,098,484
Strain or Tear	4,445	\$3,250,721	\$8,950,792	\$10,960,948	\$8,884,548	\$32,047,009
Stress	13	\$0	\$9,238	\$964	\$28,998	\$39,200
Syncope	35	\$8,648	\$37,137	\$48,114	\$78,651	\$172,551
Vascular	12	\$6,051	\$30,453	\$76,813	\$6,725	\$120,042
Vascular Problem	1	\$0	\$1,625	\$0	\$7,719	\$9,343
Victim of Crime	5	\$4,467	\$111,284	\$25,639	\$95,680	\$237,070
Vision Loss	1	\$0	\$2,144	\$0	\$32	\$2,176
Vision Loss	3	\$0	\$11,580	\$12,543	\$87,099	\$111,222
Totals:	24,511	\$22,254,560	\$57,629,379	\$87,349,219	\$100,820,856	\$268,054,014

	Files with Medical Payments	Rehabilitation	Doctors' Expenses	Hospital Expenses	Other Medical Expenses	Totals
Occupation:						
Accountants and Auditors	16	\$6,158	\$24,677	\$146,665	\$53,584	\$231,085
Actors	1	\$0	\$369	\$0	\$1,184	\$1,553
Administrative Services Managers	6	\$8,667	\$15,972	\$27,539	\$7,274	\$59,452
Advertising and Promotions Managers	1	\$0	\$0	\$0	\$270	\$270
Agricultural Inspectors	1	\$0	\$734	\$0	\$5,762	\$6,496
Agricultural Workers, All Other	2	\$503	\$6,530	\$22,392	\$2,529	\$31,954
Air Traffic Controllers	3	\$1,273	\$24,001	\$2,266	\$26,222	\$53,762
Aircraft Mechanics and Service Technicians	9	\$1,084	\$13,996	\$16,131	\$2,808	\$34,019
Airline Pilots, Copilots, and Flight Engineers	7	\$5,497	\$28,865	\$23,571	\$27,464	\$85,397
Ambulance Drivers and Attendants, Except Emergency Medical Technicians	12	\$9,830	\$21,855	\$52,442	\$17,433	\$101,560
Amusement and Recreation Attendants	3	\$152	\$3,455	\$32,902	\$1,909	\$38,418
Anesthesiologists	2	\$0	\$473	\$1,162	\$2,564	\$4,199
Animal Control Workers	12	\$1,098	\$29,002	\$3,759	\$38,074	\$71,933
Animal Trainers	2	\$0	\$2,238	\$7,379	\$904	\$10,521
Appraisers and Assessors of Real Estate	2	\$0	\$1,003	\$1,356	\$2,033	\$4,393
Art, Drama, and Music Teachers, Postsecondary	5	\$0	\$8,267	\$14,025	\$5,530	\$27,822
Assemblers and Fabricators	1	\$0	\$480	\$0	\$496	\$976
Assemblers and Fabricators, All Other	82	\$146,783	\$254,143	\$285,689	\$189,055	\$875,670
Athletes and Sports Competitors	15	\$15,320	\$17,195	\$15,639	\$17,159	\$65,313
Athletic Trainers	1	\$0	\$571	\$807	\$0	\$1,378
Audiologists	1	\$0	\$1,366	\$365	\$5,910	\$7,641
Audio-Visual Collections Specialists	1	\$0	\$2,892	\$6,285	\$668	\$9,844
Automotive Body and Related Repairers	23	\$14,507	\$44,005	\$61,392	\$22,044	\$141,948
Automotive Glass Installers and Repairers	4	\$5,455	\$4,772	\$4,326	\$6,210	\$20,763
Automotive Service Technicians and Mechanics	190	\$157,870	\$330,965	\$590,142	\$293,938	\$1,372,915
Baggage Porters and Bellhops	3	\$302	\$4,351	\$1,072	\$933	\$6,658
Bailiffs	3	\$0	\$1,651	\$1,024	\$1,461	\$4,136
Bailiffs, Correctional Officers, and Jailers	3	\$0	\$1,009	\$1,454	(\$11)	\$2,452
Bakers	16	\$11,769	\$12,058	\$16,840	\$8,317	\$48,985

	Files with Medical Payments	Rehabilitation	Doctors' Expenses	Hospital Expenses	Other Medical Expenses	Totals
Bartenders	21	\$9,149	\$29,719	\$78,689	\$11,230	\$128,787
Bill and Account Collectors	1	\$0	\$10,698	\$688	\$1,013	\$12,399
Bindery Workers	2	\$84	\$1,215	\$0	\$1,670	\$2,969
Biological Technicians	2	\$0	\$142	\$0	\$1,598	\$1,740
Biomedical Engineers	1	\$0	\$0	\$0	\$0	\$0
Boilermakers	5	\$4,996	\$2,382	\$16,463	\$3,270	\$27,112
Bookkeeping, Accounting, and Auditing Clerks	22	\$7,191	\$31,368	\$29,596	\$22,372	\$90,527
Brickmasons and Blockmasons	21	\$32,501	\$122,521	\$254,578	\$138,753	\$548,353
Brickmasons, Blockmasons, and Stonemasons	1	\$0	\$886	\$1,924	\$0	\$2,810
Broadcast Technicians	1	\$0	\$475	\$0	\$0	\$475
Brokerage Clerks	1	\$0	\$0	\$0	\$0	\$0
Budget Analysts	3	\$0	\$1,858	\$0	\$330	\$2,188
Building Cleaning Workers, All Other	3	\$17,481	\$38,134	\$181,921	\$50,548	\$288,084
Bus and Truck Mechanics and Diesel Engine Specialists	8	\$4,483	\$10,978	\$18,078	\$10,791	\$44,331
Bus Drivers, School	160	\$71,873	\$509,666	\$456,054	\$383,662	\$1,421,255
Bus Drivers, Transit and Intercity	85	\$34,482	\$142,420	\$59,070	\$113,560	\$349,531
Business Operations Specialists, All Other	3	\$0	\$321	\$3,770	\$336	\$4,427
Butchers and Meat Cutters	26	\$8,268	\$41,307	\$90,769	\$28,535	\$168,879
Cabinetmakers and Bench Carpenters	12	\$13,222	\$18,071	\$37,711	\$9,887	\$78,891
Camera and Photographic Equipment Repairers	1	\$0	\$104	\$510	\$0	\$614
Captains, Mates, and Pilots of Water Vessels	1	\$0	\$90	\$0	\$8	\$98
Cardiovascular Technologists and Technicians	2	\$2,468	\$19,517	\$38,554	\$2,649	\$63,188
Cargo and Freight Agents	11	\$9,332	\$9,159	\$21,999	\$4,706	\$45,196
Carpenters	309	\$378,514	\$930,430	\$2,155,842	\$1,583,450	\$5,048,235
Carpenters	1	\$4,932	\$21,265	\$629	\$2,016	\$28,842
Carpet Installers	11	\$24,441	\$25,658	\$17,269	\$17,564	\$84,933
Cashiers	143	\$40,740	\$169,862	\$217,643	\$161,087	\$589,332
Cement Masons and Concrete Finishers	27	\$14,746	\$45,362	\$40,820	\$37,318	\$138,246
Chefs and Head Cooks	10	\$2,865	\$5,935	\$8,570	\$2,091	\$19,461
Chemical Technicians	5	\$0	\$11,951	\$180	\$3,032	\$15,163
Chemists	4	\$0	\$2,173	\$704	\$10,114	\$12,992
Chief Executives	30	\$25,431	\$67,156	\$124,125	\$48,128	\$264,841
Child Care Workers	30	\$13,186	\$18,743	\$12,177	\$39,135	\$83,242

	Files with Medical Payments	Rehabilitation	Doctors' Expenses	Hospital Expenses	Other Medical Expenses	Totals
Child, Family, and School Social Workers	4	\$1,676	\$10,101	\$18,516	\$3,369	\$33,662
Civil Engineers	2	\$0	\$408	\$1,314	\$1,591	\$3,313
Claims Adjusters, Examiners, and Investigators	9	\$21,133	\$22,918	\$39,677	\$47,762	\$131,490
Cleaners of Vehicles and Equipment	4	\$4,603	\$6,698	\$6,827	\$2,145	\$20,273
Clergy	6	\$0	\$8,171	\$16,529	\$3,884	\$28,584
Clerical Workers	236	\$287,754	\$835,550	\$784,159	\$1,782,086	\$3,689,549
Clinical, Counseling, and School Psychologists	2	\$0	\$15,013	\$0	\$7,598	\$22,611
Coaches and Scouts	16	\$1,353	\$13,840	\$43,759	\$13,623	\$72,575
Coating, Painting, and Spraying Machine Setters, Operators, and Tenders	2	\$0	\$629	\$3,536	\$682	\$4,847
Coin, Vending, and Amusement Machine Servicers and Repairers	1	\$0	\$1,086	\$0	\$1,290	\$2,377
Combined Food Preparation and Serving Workers, Including Fast Food	119	\$32,622	\$111,849	\$145,583	\$110,025	\$400,079
Commercial and Industrial Designers	1	\$0	\$355	\$0	\$0	\$355
Commercial Pilots	5	\$1,133	\$6,924	\$13,602	\$1,474	\$23,134
Communications Equipment Operators, All Other	1	\$0	\$4,485	\$320	\$4,104	\$8,909
Community and Social Service Specialists, All Other	2	\$0	\$295	\$0	\$218	\$513
Compensation and Benefits Managers	2	\$716	\$171	\$0	\$1,292	\$2,179
Compensation, Benefits, and Job Analysis Specialists	2	\$0	\$262	\$5,493	\$377	\$6,131
Compliance Officers, Except Agriculture, Construction, Health and Safety, and Transportation	2	\$0	\$2,391	\$0	\$3,598	\$5,988
Computer and Information Scientists, Research	1	\$0	\$4,217	\$0	\$5,575	\$9,792
Computer and Information Systems Managers	1	\$0	\$0	\$0	\$0	\$0
Computer Hardware Engineers	1	\$0	\$1,109	\$666	\$45	\$1,820
Computer Operators	1	\$0	\$1,288	\$0	\$709	\$1,997
Computer Programmers	4	\$1,838	\$5,380	\$0	\$1,422	\$8,640
Computer Software Engineers, Applications	1	\$0	\$5,431	\$28,348	\$388	\$34,167
Computer Software Engineers, Systems Software	3	\$4,392	\$3,018	\$12,204	\$4,318	\$23,932
Computer Support Specialists	12	\$4,807	\$8,417	\$1,409	\$10,852	\$25,485

	Files with Medical Payments	Rehabilitation	Doctors' Expenses	Hospital Expenses	Other Medical Expenses	Totals
Computer Systems Analysts	8	\$955	\$6,181	\$7,083	\$2,890	\$17,109
Computer, Automated Teller, and Office Machine Repairers	2	\$2,611	\$866	\$0	\$469	\$3,946
Computer-Controlled Machine Tool Operators, Metal and Plastic	1	\$0	\$0	\$2,352	\$0	\$2,352
Concierges	1	\$755	\$2,066	\$0	\$873	\$3,694
Conservation Scientists	6	\$0	\$3,124	\$11,111	\$6,210	\$20,445
Construction and Building Inspectors	13	\$25,992	\$35,962	\$14,313	\$31,249	\$107,516
Construction and Related Workers, All Other	28	\$32,480	\$81,695	\$71,777	\$45,309	\$231,261
Construction Laborers	246	\$228,489	\$517,064	\$1,344,957	\$759,536	\$2,850,046
Construction Managers	75	\$101,268	\$299,154	\$832,849	\$290,172	\$1,523,443
Continuous Mining Machine Operators	3	\$1,195	\$6,022	\$17,278	\$58,683	\$83,178
Control and Valve Installers and Repairers, Except Mechanical Door	1	\$1,962	\$0	\$4,142	\$14	\$6,118
Conveyor Operators and Tenders	2	\$0	\$5,873	\$500	\$1,146	\$7,518
Cooks	4	\$570	\$4,866	\$3,303	\$11,959	\$20,698
Cooks and Food Preparation Workers	2	\$261	\$1,027	\$548	\$1,314	\$3,150
Cooks, All Other	38	\$30,388	\$69,154	\$63,325	\$38,849	\$201,717
Cooks, Fast Food	33	\$12,524	\$30,787	\$61,815	\$30,664	\$135,790
Cooks, Institution and Cafeteria	23	\$18,250	\$45,292	\$35,709	\$28,779	\$128,031
Cooks, Private Household	1	\$0	\$285	\$0	\$156	\$441
Cooks, Restaurant	87	\$37,264	\$145,928	\$204,267	\$85,367	\$472,826
Cooling and Freezing Equipment Operators and Tenders	2	\$573	\$1,163	\$1,514	\$1,444	\$4,694
Correctional Officers and Jailers	276	\$823	\$158,539	\$28,941	\$341,485	\$529,788
Cost Estimators	1	\$0	\$898	\$0	\$1,835	\$2,733
Counselors, All Other	37	\$36,643	\$36,931	\$43,897	\$36,728	\$154,199
Counter and Rental Clerks	5	\$0	\$2,135	\$35,124	\$15,997	\$53,256
Counter Attendants, Cafeteria, Food Concession, and Coffee Shop	7	\$869	\$23,008	\$6,849	\$58,399	\$89,126
Couriers and Messengers	33	\$831	\$99,652	\$22,423	\$52,257	\$175,163
Court, Municipal, and License Clerks	3	\$0	\$1,760	\$0	\$764	\$2,524
Craftsmen	958	\$1,872,297	\$4,792,223	\$8,389,362	\$18,152,623	\$33,206,504
Crane and Tower Operators	8	\$6,155	\$21,269	\$13,845	\$15,844	\$57,113
Credit Analysts	1	\$0	\$458	\$0	\$1,037	\$1,495

	Files with Medical Payments	Rehabilitation	Doctors' Expenses	Hospital Expenses	Other Medical Expenses	Totals
Crossing Guards	1	\$0	\$284	\$0	\$16	\$300
Crushing, Grinding, and Polishing Machine Setters, Operators, and Tenders	1	\$4,280	\$5,448	\$14,500	\$4,746	\$28,974
Customer Service Representatives	69	\$32,807	\$237,221	\$157,952	\$175,607	\$603,587
Cutters and Trimmers, Hand	1	\$1,746	\$7,177	\$10,880	\$3,083	\$22,886
Cutting and Slicing Machine Setters, Operators, and Tenders	3	\$0	\$8,025	\$30,527	\$11,480	\$50,032
Cutting, Punching, and Press Machine Setters, Operators, and Tenders, Metal and Plastic	4	\$0	\$3,893	\$2,636	\$1,285	\$7,814
Dancers	4	\$3,149	\$1,166	\$0	\$7,928	\$12,243
Data Entry Keyers	4	\$0	\$452	\$4,123	\$0	\$4,575
Database Administrators	1	\$0	\$0	\$0	\$0	\$0
Demonstrators and Product Promoters	2	\$0	\$394	\$751	\$1,986	\$3,131
Dental Assistants	12	\$18,287	\$17,511	\$32,763	\$12,138	\$80,699
Dental Hygienists	2	\$2,196	\$2,907	\$2,866	\$147	\$8,116
Dentists, General	2	\$0	\$0	\$0	\$0	\$0
Detectives and Criminal Investigators	17	\$2,841	\$28,882	\$9,632	\$15,074	\$56,429
Diagnostic Medical Sonographers	3	\$0	\$18,327	\$809	\$2,983	\$22,119
Dietetic Technicians	6	\$503	\$13,847	\$2,527	\$333	\$17,210
Dietitians and Nutritionists	6	\$0	\$928	\$3,893	\$3,691	\$8,512
Dining Room and Cafeteria Attendants and Bartender Helpers	24	\$8,190	\$24,728	\$16,115	\$26,135	\$75,168
Dining Room and Cafeteria Attendants and Bartender Helpers	1	\$0	\$92	\$0	\$1,583	\$1,674
Directors, Religious Activities and Education	6	\$2,700	\$7,531	\$5,307	\$2,212	\$17,750
Dishwashers	28	\$8,095	\$38,267	\$64,612	\$52,143	\$163,117
Dispatchers, Except Police, Fire, and Ambulance	1	\$0	\$1,511	\$689	\$2,425	\$4,625
Door-to-Door Sales Workers, News and Street Vendors, and Related Workers	1	\$0	\$0	\$0	\$326	\$326
Driver/Sales Workers	34	\$23,791	\$58,850	\$70,966	\$58,848	\$212,456
Drywall and Ceiling Tile Installers	31	\$25,571	\$82,822	\$183,013	\$36,458	\$327,864
Earth Drillers, Except Oil and Gas	3	\$20	\$39,998	\$2,550	\$17,589	\$60,157
Editors	4	\$9,940	\$3,227	\$0	\$5,228	\$18,395
Education Administrators	1	\$602	\$132	\$0	\$58	\$791

	Files with Medical Payments	Rehabilitation	Doctors' Expenses	Hospital Expenses	Other Medical Expenses	Totals
Education Administrators, All Other	1	\$0	\$85	\$0	\$0	\$85
Education Administrators, Elementary and Secondary School	10	\$0	\$43,457	\$50,936	\$16,447	\$110,839
Education Administrators, Postsecondary	4	\$0	\$3,856	\$76	\$456	\$4,388
Education Administrators, Preschool and Child Care Center/Program	5	\$0	\$3,795	\$1,845	\$1,401	\$7,041
Education Teachers, Postsecondary	45	\$13,788	\$135,509	\$216,150	\$77,991	\$443,438
Educational, Vocational, and School Counselors	17	\$5,475	\$7,153	\$7,509	\$17,128	\$37,265
Electrical and Electronic Engineering Technicians	8	\$2,804	\$7,109	\$24,060	\$12,074	\$46,047
Electrical and Electronic Equipment Mechanics, Installers, and Repairers	2	\$494	\$2,792	\$3,271	\$2,466	\$9,023
Electrical and Electronics Repairers, Commercial and Industrial Equipment	4	\$2,843	\$10,587	\$2,031	\$5,092	\$20,553
Electrical Engineers	1	\$0	\$0	\$0	\$101	\$101
Electrical Power-Line Installers and Repairers	29	\$118,009	\$11,030	\$18,527	\$14,167	\$161,733
Electricians	162	\$98,890	\$263,756	\$476,860	\$296,927	\$1,136,433
Elementary and Middle School Teachers	2	\$0	\$692	\$5,076	\$113	\$5,881
Elementary School Teachers, Except Special Education	1	\$0	\$0	\$0	\$11,144	\$11,144
Elevator Installers and Repairers	2	\$269	\$2,607	\$7,699	\$563	\$11,138
Eligibility Interviewers, Government Programs	2	\$0	\$455	\$0	\$50	\$505
Emergency Management Specialists	2	\$1,354	\$8,555	\$2,086	\$2,787	\$14,782
Emergency Medical Technicians and Paramedics	96	\$95,333	\$117,099	\$320,650	\$118,188	\$651,270
Employment, Recruitment, and Placement Specialists	2	\$612	\$1,259	\$1,217	\$64	\$3,152
Engine and Other Machine Assemblers	4	\$2,258	\$14,714	\$0	\$11,445	\$28,417
Engineering Managers	7	\$8,139	\$24,933	\$28,083	\$24,469	\$85,624
Engineering Technicians, Except Drafters, All Other	4	\$6,706	\$3,883	\$6,001	\$3,887	\$20,477
Engineers	1	\$2,398	\$2,373	\$5,936	\$3,214	\$13,921
Engineers, All Other	17	\$9,888	\$30,773	\$78,727	\$34,181	\$153,569
English Language and Literature Teachers, Postsecondary	2	\$0	\$617	\$944	\$19	\$1,581

	Files with Medical Payments	Rehabilitation	Doctors' Expenses	Hospital Expenses	Other Medical Expenses	Totals
Entertainers and Performers, Sports and Related Workers, All Other	6	\$503	\$2,382	\$11,595	\$241	\$14,721
Entertainment Attendants and Related Workers, All Other	1	\$0	\$4,455	\$623	\$2,590	\$7,667
Environmental Engineering Technicians	2	\$0	\$808	\$0	\$1,759	\$2,567
Environmental Engineers	2	\$5,634	\$15,576	\$21,838	\$4,265	\$47,313
Environmental Science and Protection Technicians, Including Health	3	\$0	\$79	\$0	\$0	\$79
Environmental Scientists and Specialists, Including Health	1	\$0	\$503	\$0	\$1,743	\$2,246
Excavating and Loading Machine and Dragline Operators	2	\$0	\$0	\$0	\$10,371	\$10,371
Executive Secretaries and Administrative Assistants	102	\$21,653	\$124,852	\$116,319	\$117,158	\$379,981
Explosives Workers, Ordnance Handling Experts, and Blasters	1	\$0	\$450	\$1,862	\$180	\$2,492
Extraction Workers, All Other	1	\$0	\$0	\$0	\$169	\$169
Extruding and Drawing Machine Setters, Operators, and Tenders, Metal and Plastic	1	\$0	\$0	\$1,323	\$0	\$1,323
Extruding and Forming Machine Setters, Operators, and Tenders, Synthetic and Glass Fibers	2	\$2,243	\$5,910	\$10,663	\$15,659	\$34,475
Fallers	2	\$0	\$50,929	\$26,616	\$86,425	\$163,970
Family and General Practitioners	2	\$0	\$379	\$0	\$1,012	\$1,391
Farm Laborers & Foremen	12	\$25,596	\$34,798	\$69,396	\$88,814	\$218,604
Farm Labor Contractors	1	\$0	\$1,320	\$0	\$1,418	\$2,738
Farm, Ranch, and Other Agricultural Managers	5	\$1,637	\$8,049	\$12,617	\$7,293	\$29,596
Farmers & Farm Managers	8	\$57,959	\$132,518	\$675,548	\$1,005,319	\$1,871,344
Farmers and Ranchers	15	\$48,905	\$50,263	\$307,155	\$136,570	\$542,893
Farmworkers and Laborers, Crop, Nursery, and Greenhouse	39	\$39,244	\$69,392	\$346,108	\$102,356	\$557,100
Farmworkers, Farm and Ranch Animals	37	\$17,367	\$51,714	\$141,179	\$22,647	\$232,907
Fence Erectors	1	\$0	\$110	\$0	\$0	\$110
File Clerks	6	\$0	\$2,242	\$3,857	\$5,775	\$11,874
Financial Analysts	6	\$0	\$2,109	\$1,005	\$7,738	\$10,852
Financial Examiners	1	\$0	\$1,454	\$0	\$0	\$1,454
Financial Managers	8	\$2,980	\$13,273	\$5,990	\$1,680	\$23,923
Financial Specialists, All Other	1	\$0	\$0	\$0	\$265	\$265
Fire Fighters	409	\$103,740	\$717,861	\$969,288	\$774,449	\$2,565,338

	Files with Medical Payments	Rehabilitation	Doctors' Expenses	Hospital Expenses	Other Medical Expenses	Totals
Fire Inspectors and Investigators	3	\$0	\$1,373	\$1,585	\$257	\$3,215
First-Line Supervisors/Managers of Construction Trades and Extraction Workers	33	\$34,272	\$64,361	\$145,721	\$63,651	\$308,004
First-Line Supervisors/Managers of Correctional Officers	14	\$0	\$14,190	\$0	\$46,719	\$60,909
First-Line Supervisors/Managers of Farming, Fishing, and Forestry Workers	5	\$1,118	\$33,403	\$7,584	\$3,370	\$45,475
First-Line Supervisors/Managers of Fire Fighting and Prevention Workers	25	\$3,125	\$39,602	\$125,419	\$45,137	\$213,283
First-Line Supervisors/Managers of Food Preparation and Serving Workers	27	\$2,828	\$27,093	\$27,964	\$20,435	\$78,320
First-Line Supervisors/Managers of Helpers, Laborers, and Material Movers, Hand	5	\$2,483	\$5,964	\$1,589	\$3,431	\$13,467
First-Line Supervisors/Managers of Housekeeping and Janitorial Workers	21	\$7,040	\$21,635	\$90,697	\$29,609	\$148,981
First-Line Supervisors/Managers of Landscaping, Lawn Service, and Groundskeeping Workers	15	\$13,578	\$14,189	\$26,530	\$9,241	\$63,538
First-Line Supervisors/Managers of Mechanics, Installers, and Repairers	15	\$16,438	\$129,197	\$91,633	\$65,018	\$302,287
First-Line Supervisors/Managers of Non-Retail Sales Workers	1	\$0	\$590	\$0	\$35	\$625
First-Line Supervisors/Managers of Office and Administrative Support Workers	16	\$5,028	\$14,052	\$29,335	\$14,757	\$63,172
First-Line Supervisors/Managers of Police and Detectives	20	\$1,432	\$7,011	\$4,811	\$27,425	\$40,680
First-Line Supervisors/Managers of Production and Operating Workers	14	\$3,912	\$13,019	\$13,729	\$11,058	\$41,718

	Files with Medical Payments	Rehabilitation	Doctors' Expenses	Hospital Expenses	Other Medical Expenses	Totals
First-Line Supervisors/Managers of Retail Sales Workers	107	\$55,081	\$182,196	\$209,240	\$161,344	\$607,861
First-Line Supervisors/Managers of Transportation and Material-Moving Machine and Vehicle Operators	3	\$0	\$833	\$1,400	\$1,354	\$3,587
First-Line Supervisors/Managers, Protective Service Workers, All Other	7	\$1,513	\$5,901	\$1,969	\$8,738	\$18,121
Fish and Game Wardens	13	\$4,923	\$13,426	\$13,471	\$16,945	\$48,765
Fitness Trainers and Aerobics Instructors	2	\$0	\$1,390	\$1,089	\$1,218	\$3,698
Flight Attendants	29	\$55,643	\$93,797	\$124,321	\$63,280	\$337,041
Floor Layers, Except Carpet, Wood, and Hard Tiles	4	\$0	\$1,052	\$3,470	\$8,810	\$13,332
Floor Sanders and Finishers	1	\$0	\$13,285	\$10,880	\$0	\$24,165
Floral Designers	9	\$6,776	\$16,879	\$47,431	\$13,372	\$84,458
Food and Beverage Serving Workers	1	\$831	\$290	\$0	\$3,883	\$5,004
Food and Tobacco Roasting, Baking, and Drying Machine Operators and Tenders	3	\$1,865	\$31,373	\$27,623	\$4,290	\$65,151
Food Batchmakers	3	\$2,927	\$1,118	\$0	\$39	\$4,084
Food Cooking Machine Operators and Tenders	1	\$0	\$0	\$0	\$0	\$0
Food Preparation and Serving Related Occupations	2	\$80	\$1,026	\$2,370	\$160	\$3,636
Food Preparation and Serving Related Workers, All Other	5	\$105	\$5,453	\$1,128	\$22,317	\$29,002
Food Preparation Workers	1	\$0	\$5,649	\$908	\$392	\$6,949
Food Preparation Workers	128	\$41,652	\$157,620	\$137,032	\$97,591	\$433,896
Food Processing Workers	1	\$795	\$1,904	\$3,493	\$168	\$6,360
Food Servers, Nonrestaurant	1	\$0	\$181	\$0	\$67	\$248
Food Servers, Nonrestaurant	10	\$5,043	\$15,344	\$8,630	\$15,583	\$44,599
Food Service Managers	31	\$4,111	\$36,663	\$35,252	\$12,538	\$88,564
Foreign Language and Literature Teachers, Postsecondary	3	\$0	\$8,980	\$10,011	\$4,544	\$23,536
Forensic Science Technicians	1	\$200	\$1,576	\$0	\$18	\$1,794
Forest and Conservation Technicians	4	\$0	\$2,857	\$0	\$5,300	\$8,156
Forest and Conservation Workers	1	\$0	\$0	\$0	\$1,757	\$1,757
Foresters	2	\$0	\$36,284	\$111,097	\$29,599	\$176,980

	Files with Medical Payments	Rehabilitation	Doctors' Expenses	Hospital Expenses	Other Medical Expenses	Totals
Funeral Attendants	3	\$841	\$3,663	\$2,331	\$222	\$7,057
Furnace, Kiln, Oven, Drier, and Kettle Operators and Tenders	1	\$0	\$0	\$0	\$639	\$639
Gaming Dealers	1	\$1,278	\$368	\$3,795	\$1,264	\$6,705
General and Operations Managers	279	\$187,439	\$535,816	\$3,206,033	\$463,784	\$4,393,072
Geological and Petroleum Technicians	1	\$0	\$2,246	\$6,655	\$0	\$8,901
Glaziers	9	\$10,411	\$9,668	\$50,654	\$15,553	\$86,286
Graders and Sorters, Agricultural Products	1	\$0	\$2,076	\$7,349	\$112	\$9,537
Graduate Teaching Assistants	2	\$0	\$9,162	\$0	\$8,148	\$17,310
Graphic Designers	3	\$2,650	\$4,570	\$7,151	\$1,338	\$15,709
Grinding and Polishing Workers, Hand	1	\$22,755	\$38,390	\$8,880	\$2,489	\$72,514
Grounds Maintenance Workers, All Other	8	\$483	\$37,694	\$4,530	\$43,771	\$86,479
Hairdressers, Hairstylists, and Cosmetologists	16	\$11,959	\$25,733	\$31,373	\$27,994	\$97,059
Health and Safety Engineers, Except Mining Safety Engineers and Inspectors	1	\$0	\$644	\$0	\$18	\$662
Health Diagnosing and Treating Practitioners, All Other	2	\$0	\$2,876	\$0	\$0	\$2,876
Health Educators	2	\$0	\$224	\$0	\$2,940	\$3,164
Health Specialties Teachers, Postsecondary	1	\$0	\$1,118	\$0	\$5,345	\$6,464
Health Technologists and Technicians, All Other	4	\$3,375	\$4,007	\$681	\$123	\$8,186
Healthcare Practitioners and Technical Workers, All Other	1	\$0	\$140	\$0	\$30	\$170
Healthcare Support Workers, All Other	11	\$16,097	\$21,412	\$28,879	\$22,460	\$88,847
Heat Treating Equipment Setters, Operators, and Tenders, Metal and Plastic	1	\$0	\$1,746	\$0	\$30	\$1,776
Heating, Air Conditioning, and Refrigeration Mechanics and Installers	75	\$24,010	\$151,919	\$170,186	\$82,131	\$428,246
Helpers, Construction Trades, All Other	12	\$12,289	\$20,982	\$35,114	\$28,819	\$97,204
Helpers--Brickmasons, Blockmasons, Stonemasons, and Tile and Marble Setters	7	\$11,697	\$24,953	\$31,770	\$39,099	\$107,519
Helpers--Carpenters	37	\$70,527	\$83,112	\$182,386	\$126,654	\$462,679
Helpers--Electricians	16	\$18,230	\$45,019	\$78,420	\$37,905	\$179,574
Helpers--Extraction Workers	3	\$3,076	\$3,946	\$7,235	\$14,449	\$28,706

	Files with Medical Payments	Rehabilitation	Doctors' Expenses	Hospital Expenses	Other Medical Expenses	Totals
Helpers--Installation, Maintenance, and Repair Workers	15	\$37,493	\$63,473	\$86,808	\$24,749	\$212,523
Helpers--Painters, Paperhangers, Plasterers, and Stucco Masons	9	\$7,421	\$22,953	\$51,268	\$27,457	\$109,098
Helpers--Pipelayers, Plumbers, Pipefitters, and Steamfitters	14	\$943	\$22,294	\$41,920	\$12,773	\$77,930
Helpers--Production Workers	75	\$85,457	\$222,338	\$238,263	\$194,171	\$740,229
Helpers--Roofers	3	\$364	\$2,124	\$2,667	\$1,218	\$6,373
Highway Maintenance Workers	6	\$0	\$6,482	\$355	\$7,081	\$13,918
Home Appliance Repairers	1	\$105	\$705	\$4,650	\$1,283	\$6,743
Home Health Aides	12	\$33,308	\$32,295	\$28,097	\$24,496	\$118,195
Hosts and Hostesses, Restaurant, Lounge, and Coffee Shop	8	\$5,364	\$8,679	\$10,225	\$5,059	\$29,327
Hotel, Motel, and Resort Desk Clerks	8	\$1,620	\$3,684	\$6,734	\$3,616	\$15,654
Human Resources Managers	3	\$0	\$839	\$652	\$777	\$2,267
Human Resources Managers, All Other	1	\$0	\$4,065	\$6,292	\$847	\$11,204
Human Resources, Training, and Labor Relations Specialists, All Other	8	\$1,226	\$11,264	\$21,203	\$13,984	\$47,677
Industrial Machinery Mechanics	18	\$18,942	\$48,114	\$41,163	\$29,998	\$138,217
Industrial Production Managers	5	\$4,246	\$15,643	\$28,805	\$1,923	\$50,617
Industrial Truck and Tractor Operators	53	\$35,478	\$119,525	\$238,172	\$107,137	\$500,313
Information and Record Clerks, All Other	2	\$0	\$244	\$1,232	\$2,490	\$3,966
Inspectors, Testers, Sorters, Samplers, and Weighers	16	\$25,316	\$31,555	\$7,671	\$27,295	\$91,836
Installation, Maintenance, and Repair Workers, All Other	21	\$26,176	\$53,967	\$68,411	\$23,389	\$171,943
Instructional Coordinators	1	\$0	\$1,341	\$13,876	\$451	\$15,669
Insulation Workers, Floor, Ceiling, and Wall	8	\$15,706	\$33,931	\$150,853	\$24,075	\$224,565
Insulation Workers, Mechanical	2	\$0	\$1,137	\$543	\$571	\$2,251
Insurance Appraisers, Auto Damage	1	\$2,783	\$4,880	\$8,109	\$5,000	\$20,772
Insurance Sales Agents	1	\$3,298	\$4,647	\$16,951	\$2,362	\$27,258
Interpreters and Translators	2	\$0	\$0	\$0	\$213	\$213
Janitors and Cleaners, Except Maids and Housekeeping Cleaners	225	\$126,408	\$288,588	\$544,495	\$320,530	\$1,280,021
Job Printers	1	\$0	\$261	\$0	\$0	\$261

	Files with Medical Payments	Rehabilitation	Doctors' Expenses	Hospital Expenses	Other Medical Expenses	Totals
Judges, Magistrate Judges, and Magistrates	1	\$0	\$560	\$0	\$1,356	\$1,916
Kindergarten Teachers, Except Special Education	3	\$0	\$709	\$879	\$4,071	\$5,659
Laborers and Freight, Stock, and Material Movers, Hand	99	\$68,892	\$119,229	\$222,993	\$115,331	\$526,446
Laborers, Except Farm	593	\$1,708,277	\$2,335,982	\$3,509,541	\$7,127,120	\$14,680,921
Landscaping and Groundskeeping Workers	109	\$34,383	\$157,871	\$240,948	\$124,660	\$557,861
Laundry and Dry-Cleaning Workers	18	\$18,256	\$41,472	\$47,987	\$31,162	\$138,877
Law Clerks	1	\$0	\$355	\$0	\$0	\$355
Lawyers	3	\$0	\$605	\$457	\$423	\$1,485
Legal Secretaries	4	\$1,215	\$4,053	\$1,602	\$3,254	\$10,124
Librarians	7	\$1,487	\$15,344	\$4,812	\$30,896	\$52,538
Library Assistants, Clerical	6	\$823	\$1,045	\$1,554	\$6,142	\$9,564
Library Technicians	1	\$0	\$488	\$0	\$24	\$512
Licensed Practical and Licensed Vocational Nurses	158	\$125,477	\$300,716	\$327,030	\$270,116	\$1,023,340
Licensed Practical and Licensed Vocational Nurses	2	\$0	\$1,503	\$914	\$500	\$2,916
Lifeguards, Ski Patrol, and Other Recreational Protective Service Workers	12	\$1,253	\$9,199	\$10,914	\$2,960	\$24,326
Loading Machine Operators, Underground Mining	1	\$0	\$0	\$0	\$8,578	\$8,578
Loan Officers	1	\$0	\$825	\$400	\$0	\$1,225
Locker Room, Coatroom, and Dressing Room Attendants	2	\$912	\$2,247	\$299	\$529	\$3,987
Locksmiths and Safe Repairers	6	\$10,973	\$5,871	\$4,700	\$12,708	\$34,252
Lodging Managers	2	\$450	\$8,739	\$0	\$7,264	\$16,453
Logging Equipment Operators	5	\$0	\$5,381	\$25,344	\$3,895	\$34,621
Logging Workers, All Other	12	\$3,836	\$19,487	\$37,946	\$9,266	\$70,535
Logisticians	3	\$8,435	\$33,158	\$227	\$16,136	\$57,956
Machine Feeders and Offbearers	3	\$508	\$2,533	\$1,324	\$323	\$4,688
Machinists	56	\$63,964	\$233,043	\$595,903	\$160,653	\$1,053,562
Maids and Housekeeping Cleaners	223	\$68,262	\$190,217	\$216,410	\$335,126	\$810,014
Mail Clerks and Mail Machine Operators, Except Postal Service	13	\$13,458	\$34,047	\$24,689	\$19,898	\$92,092
Maintenance and Repair Workers, General	380	\$193,548	\$601,295	\$1,027,173	\$524,135	\$2,346,151
Maintenance Workers, Machinery	10	\$14,840	\$39,056	\$20,030	\$20,081	\$94,007

	Files with Medical Payments	Rehabilitation	Doctors' Expenses	Hospital Expenses	Other Medical Expenses	Totals
Makeup Artists, Theatrical and Performance	1	\$0	\$4,009	\$0	\$540	\$4,549
Management Analysts	2	\$0	\$148	\$0	\$741	\$889
Managers / Administrators	280	\$436,373	\$2,067,746	\$3,303,915	\$5,269,595	\$11,077,629
Managers, All Other	476	\$222,675	\$888,233	\$1,473,470	\$727,894	\$3,312,272
Marine Engineers and Naval Architects	1	\$0	\$1,319	\$0	\$0	\$1,319
Market Research Analysts	2	\$0	\$332	\$1,130	\$28	\$1,490
Marketing Managers	4	\$15,466	\$45,818	\$2,730	\$6,559	\$70,573
Massage Therapists	1	\$0	\$770	\$0	\$265	\$1,034
Material Moving Workers, All Other	9	\$12,472	\$24,270	\$33,722	\$37,540	\$108,004
Meat, Poultry, and Fish Cutters and Trimmers	15	\$23,306	\$16,932	\$20,113	\$23,697	\$84,048
Mechanical Door Repairers	5	\$1,143	\$1,465	\$6,907	\$590	\$10,105
Mechanical Drafters	1	\$4,310	\$4,421	\$4,774	\$0	\$13,505
Mechanical Engineering Technicians	2	\$0	\$511	\$0	\$0	\$511
Mechanical Engineers	14	\$12,512	\$21,790	\$33,601	\$21,657	\$89,560
Medical and Clinical Laboratory Technicians	7	\$921	\$6,763	\$2,438	\$3,667	\$13,789
Medical and Clinical Laboratory Technologists	21	\$5,424	\$12,347	\$15,234	\$4,073	\$37,077
Medical and Health Services Managers	11	\$7,524	\$6,302	\$1,171	\$5,843	\$20,840
Medical and Health Services Managers	1	\$0	\$0	\$66	\$44	\$110
Medical and Public Health Social Workers	6	\$666	\$2,198	\$0	\$6,838	\$9,702
Medical Assistants	16	\$6,939	\$32,649	\$49,861	\$18,721	\$108,170
Medical Records and Health Information Technicians	2	\$0	\$6,052	\$3,084	\$5,783	\$14,919
Medical Scientists, Except Epidemiologists	1	\$0	\$0	\$0	\$0	\$0
Medical Secretaries	4	\$0	\$3,658	\$478	\$10	\$4,146
Meeting and Convention Planners	1	\$1,381	\$345	\$0	\$920	\$2,646
Mental Health and Substance Abuse Social Workers	4	\$18,190	\$6,741	\$12,029	\$1,556	\$38,516
Mental Health Counselors	26	\$7,090	\$25,849	\$12,729	\$29,257	\$74,925
Merchandise Displayers and Window Trimmers	10	\$35,709	\$32,934	\$62,058	\$44,442	\$175,143
Metal Workers and Plastic Workers, All Other	1	\$0	\$4,568	\$6,587	\$289	\$11,444
Meter Readers, Utilities	3	\$3,622	\$25,679	\$56,441	\$8,980	\$94,722

	Files with Medical Payments	Rehabilitation	Doctors' Expenses	Hospital Expenses	Other Medical Expenses	Totals
Military Enlisted Tactical Operations and Air/Weapons Specialists and Crew Members, All Other	1	\$0	\$0	\$0	\$0	\$0
Milling and Planing Machine Setters, Operators, and Tenders, Metal and Plastic	1	\$0	\$4,180	\$8,081	\$2,007	\$14,268
Millwrights	15	\$663	\$34,053	\$67,886	\$46,246	\$148,847
Mine Cutting and Channeling Machine Operators	6	\$0	\$1,817	\$9,458	\$34,541	\$45,816
Mining and Geological Engineers, Including Mining Safety Engineers	4	\$0	\$363	\$0	\$1,470	\$1,833
Mining Machine Operators, All Other	9	\$21,057	\$13,340	\$21,844	\$45,837	\$102,078
Miscellaneous Education, Training, and Library Workers	1	\$0	\$6,210	\$0	\$2,997	\$9,207
Miscellaneous Motor Vehicle Operators	33	\$17,997	\$51,366	\$67,568	\$53,212	\$190,143
Miscellaneous Vehicle and Mobile Equipment Mechanics, Installers, and Repairers	1	\$0	\$3,665	\$1,477	\$91	\$5,233
Mixing and Blending Machine Setters, Operators, and Tenders	3	\$2,001	\$5,476	\$2,073	\$3,200	\$12,750
Mobile Heavy Equipment Mechanics, Except Engines	31	\$17,661	\$40,280	\$555,218	\$35,038	\$648,198
Molders, Shapers, and Casters, Except Metal and Plastic	3	\$1,927	\$1,277	\$2,952	\$659	\$6,815
Molding, Coremaking, and Casting Machine Setters, Operators, and Tenders, Metal and Plastic	1	\$0	\$1,453	\$0	\$0	\$1,453
Motion Picture Projectionists	1	\$0	\$1,234	\$0	\$0	\$1,234
Motor Vehicle Operators, All Other	59	\$20,197	\$39,945	\$62,252	\$182,893	\$305,288
Motorboat Mechanics	1	\$0	\$395	\$2,042	\$33	\$2,470
Motorcycle Mechanics	2	\$0	\$3,819	\$21,709	\$0	\$25,528
Multiple Machine Tool Setters, Operators, and Tenders, Metal and Plastic	5	\$724	\$7,138	\$6,265	\$4,453	\$18,580
Museum Technicians and Conservators	2	\$300	\$13,917	\$19,942	\$1,801	\$35,960
Music Directors and Composers	1	\$0	\$0	\$0	\$4,603	\$4,603
Musicians and Singers	2	\$1,521	\$5,707	\$11,650	\$919	\$19,797
Network and Computer Systems Administrators	10	\$2,331,594	\$8,709	\$9,687	\$3,276	\$2,353,266
Network Systems and Data Communications Analysts	2	\$0	\$135	\$0	\$211	\$345
New Accounts Clerks	1	\$1,058	\$219	\$0	\$136	\$1,413

	Files with Medical Payments	Rehabilitation	Doctors' Expenses	Hospital Expenses	Other Medical Expenses	Totals
Nonfarm Animal Caretakers	27	\$12,572	\$27,404	\$37,571	\$12,696	\$90,244
Nuclear Engineers	1	\$0	\$545	\$0	\$1,572	\$2,117
Nuclear Medicine Technologists	1	\$0	\$2,299	\$1,585	\$0	\$3,884
Nursing Aides, Orderlies, and Attendants	514	\$308,575	\$606,733	\$770,154	\$731,708	\$2,417,171
Nursing Instructors and Teachers, Postsecondary	3	\$0	\$243	\$0	\$43	\$286
Nursing, Psychiatric, and Home Health Aides	1	\$1,973	\$1,590	\$0	\$822	\$4,385
Occupational Health and Safety Specialists	2	\$0	\$0	\$0	\$2,117	\$2,117
Occupational Therapist Assistants	4	\$14,265	\$9,940	\$36,862	\$6,117	\$67,184
Occupational Therapists	4	\$0	\$1,201	\$1,328	\$8,788	\$11,317
Office and Administrative Support Workers, All Other	12	\$641	\$6,279	\$3,584	\$10,075	\$20,580
Office Clerks, General	79	\$26,649	\$139,258	\$109,703	\$81,344	\$356,954
Office Clerks, General	1	\$0	\$230	\$975	\$21	\$1,226
Office Machine Operators, Except Computer	1	\$0	\$1,029	\$10,543	\$1,164	\$12,736
Operating Engineers and Other Construction Equipment Operators	63	\$20,731	\$77,909	\$174,066	\$128,840	\$401,546
Operatives, Except Transport	580	\$694,619	\$2,294,623	\$3,117,810	\$7,203,313	\$13,310,365
Order Clerks	4	\$634	\$665	\$0	\$3,274	\$4,573
Other Food Preparation and Serving Related Workers	1	\$0	\$303	\$100	\$0	\$404
Other Management Occupations	1	\$0	\$565	\$0	\$8,007	\$8,572
Other Protective Service Workers	1	\$0	\$0	\$0	\$0	\$0
Other Teachers and Instructors	1	\$0	\$141	\$839	\$63	\$1,044
Outdoor Power Equipment and Other Small Engine Mechanics	2	\$20,950	\$21,255	\$40,190	\$19,699	\$102,094
Packaging and Filling Machine Operators and Tenders	17	\$27,845	\$37,357	\$45,254	\$37,276	\$147,732
Packers and Packagers, Hand	43	\$27,949	\$43,037	\$45,892	\$43,059	\$159,937
Painters, Construction and Maintenance	63	\$102,724	\$222,817	\$777,207	\$234,710	\$1,337,458
Painters, Transportation Equipment	2	\$0	\$4,567	\$6,219	\$326	\$11,112
Painting, Coating, and Decorating Workers	6	\$4,453	\$5,018	\$3,454	\$3,724	\$16,649
Paper Goods Machine Setters, Operators, and Tenders	3	\$2,948	\$34,528	\$42,927	\$57,840	\$138,243
Paralegals and Legal Assistants	4	\$1,915	\$91	\$1,886	\$1,284	\$5,175
Parking Enforcement Workers	4	\$321	\$1,148	\$2,621	\$4,360	\$8,450
Parking Lot Attendants	6	\$3,772	\$9,565	\$18,306	\$8,903	\$40,546

	Files with Medical Payments	Rehabilitation	Doctors' Expenses	Hospital Expenses	Other Medical Expenses	Totals
Parts Salespersons	1	\$0	\$153	\$0	\$0	\$153
Paving, Surfacing, and Tamping Equipment Operators	4	\$0	\$1,936	\$1,717	\$59	\$3,712
Payroll and Timekeeping Clerks	4	\$0	\$6,774	\$3,558	\$5,100	\$15,432
Personal and Home Care Aides	15	\$14,754	\$21,214	\$20,524	\$36,398	\$92,889
Personal Care and Service Workers, All Other	8	\$4,493	\$4,080	\$49,999	\$27,599	\$86,172
Pest Control Workers	2	\$3,472	\$19,753	\$58,289	\$13,872	\$95,386
Pesticide Handlers, Sprayers, and Applicators, Vegetation	4	\$2,062	\$24,645	\$57,969	\$18,022	\$102,699
Pharmacists	3	\$0	\$1,697	\$2,108	\$762	\$4,567
Pharmacy Aides	1	\$0	\$1,474	\$0	\$0	\$1,474
Pharmacy Technicians	13	\$3,719	\$12,373	\$34,567	\$13,710	\$64,369
Philosophy and Religion Teachers, Postsecondary	1	\$0	\$1,576	\$1,214	\$1,162	\$3,952
Photographers	3	\$0	\$1,387	\$494	\$4,653	\$6,534
Photographic Process Workers	1	\$404	\$243	\$880	\$28	\$1,555
Physical Scientists, All Other	1	\$0	\$2,485	\$6,645	\$97	\$9,227
Physical Therapist Assistants	5	\$0	\$12,700	\$7,594	\$7,483	\$27,777
Physical Therapists	13	\$3,815	\$7,852	\$39,223	\$5,425	\$56,315
Physician Assistants	1	\$0	\$0	\$1,540	\$0	\$1,540
Physicians and Surgeons, All Other	8	\$62	\$3,860	\$2,263	\$5,035	\$11,220
Physicists	1	\$0	\$2,005	\$0	\$0	\$2,005
Physics Teachers, Postsecondary	1	\$0	\$2,927	\$8,119	\$2,628	\$13,674
Pile-Driver Operators	1	\$0	\$1,265	\$0	\$221	\$1,486
Pipelayers	5	\$575	\$8,066	\$1,186	\$4,316	\$14,143
Pipelayers, Plumbers, Pipefitters, and Steamfitters	1	\$0	\$408	\$0	\$15	\$423
Plant and System Operators, All Other	1	\$3,251	\$4,827	\$7,385	\$1,484	\$16,947
Plasterers and Stucco Masons	2	\$0	\$913	\$669	\$0	\$1,582
Plating and Coating Machine Setters, Operators, and Tenders, Metal and Plastic	1	\$1,268	\$5,991	\$12,496	\$591	\$20,346
Plumbers, Pipefitters, and Steamfitters	94	\$26,457	\$199,748	\$313,400	\$116,693	\$656,299
Police and Sheriff's Patrol Officers	1,057	\$152,004	\$1,426,180	\$1,332,641	\$1,403,776	\$4,314,601
Police Officers	1	\$0	\$241	\$0	\$1,291	\$1,531
Police, Fire, and Ambulance Dispatchers	3	\$0	\$0	\$1,043	\$13,444	\$14,487
Postal Service Clerks	2	\$0	\$3,394	\$15,692	\$2,973	\$22,059

	Files with Medical Payments	Rehabilitation	Doctors' Expenses	Hospital Expenses	Other Medical Expenses	Totals
Postal Service Mail Sorters, Processors, and Processing Machine Operators	1	\$0	\$234	\$0	\$0	\$234
Postmasters and Mail Superintendents	1	\$0	\$63	\$0	\$3,882	\$3,945
Postsecondary Teachers	1	\$0	\$0	\$0	\$0	\$0
Postsecondary Teachers, All Other	3	\$0	\$1,687	\$0	\$659	\$2,346
Power Plant Operators	1	\$0	\$2,636	\$7,414	\$629	\$10,679
Prepress Technicians and Workers	1	\$500	\$3,471	\$14,813	\$15,890	\$34,674
Preschool Teachers, Except Special Education	7	\$0	\$11,235	\$29,906	\$18,130	\$59,271
Pressers, Textile, Garment, and Related Materials	3	\$16,515	\$12,691	\$19,563	\$14,491	\$63,260
Printing Machine Operators	10	\$759	\$5,958	\$13,906	\$13,780	\$34,403
Private Detectives and Investigators	3	\$0	\$1,088	\$1,817	\$978	\$3,883
Probation Officers and Correctional Treatment Specialists	11	\$1,122	\$5,989	\$634	\$20,667	\$28,412
Procurement Clerks	1	\$0	\$129	\$0	\$0	\$129
Producers and Directors	4	\$1,121	\$3,392	\$4,517	\$2,829	\$11,859
Production Workers, All Other	496	\$369,547	\$876,041	\$1,210,937	\$703,512	\$3,160,037
Production, Planning, and Expediting Clerks	6	\$645	\$2,266	\$17,194	\$1,433	\$21,538
Professional, Tech. Workers	343	\$670,832	\$1,526,611	\$1,709,609	\$3,684,123	\$7,591,175
Property, Real Estate, and Community Association Managers	3	\$1,431	\$9,847	\$17,865	\$4,472	\$33,615
Protective Service Occupations	1	\$0	\$690	\$0	\$25	\$715
Psychiatric Aides	2	\$0	\$228	\$0	\$1,550	\$1,777
Psychiatric Technicians	1	\$567	\$1,244	\$3,468	\$1,233	\$6,512
Psychologists, All Other	1	\$0	\$160	\$0	\$879	\$1,039
Public Relations Managers	2	\$101	\$597	\$558	\$159	\$1,415
Purchasing Agents, Except Wholesale, Retail, and Farm Products	2	\$0	\$0	\$86	\$0	\$86
Radiologic Technologists and Technicians	26	\$8,449	\$33,447	\$35,712	\$32,223	\$109,831
Rail-Track Laying and Maintenance Equipment Operators	1	\$28,185	\$100,548	\$57,813	\$5,038	\$191,584
Receptionists and Information Clerks	24	\$10,931	\$49,371	\$20,564	\$44,010	\$124,877
Receptionists and Information Clerks	1	\$0	\$0	\$0	\$544	\$544

	Files with Medical Payments	Rehabilitation	Doctors' Expenses	Hospital Expenses	Other Medical Expenses	Totals
Recreation and Fitness Studies Teachers, Postsecondary	9	\$0	\$19,818	\$29,235	\$14,323	\$63,376
Recreation Workers	15	\$1,743	\$11,325	\$201,984	\$21,027	\$236,079
Recreational Therapists	1	\$0	\$2,153	\$0	\$1,100	\$3,253
Refuse and Recyclable Material Collectors	88	\$22,031	\$96,713	\$114,753	\$92,206	\$325,703
Registered Nurses	400	\$162,528	\$792,550	\$912,418	\$826,625	\$2,694,121
Rehabilitation Counselors	1	\$386	\$1,736	\$0	\$4,137	\$6,259
Reporters and Correspondents	3	\$0	\$1,688	\$887	\$8,035	\$10,610
Reservation and Transportation Ticket Agents and Travel Clerks	10	\$6,066	\$17,452	\$17,145	\$6,537	\$47,200
Residential Advisors	12	\$2,781	\$7,158	\$7,041	\$12,240	\$29,220
Respiratory Therapists	7	\$823	\$6,507	\$3,337	\$15,540	\$26,207
Respiratory Therapy Technicians	5	\$0	\$3,940	\$931	\$2,823	\$7,694
Retail Salespersons	310	\$192,824	\$459,486	\$553,735	\$620,394	\$1,826,439
Riggers	2	\$792	\$442	\$2,820	\$0	\$4,054
Roof Bolters, Mining	18	\$0	\$4,300	\$38,923	\$12,666	\$55,889
Roofers	47	\$76,129	\$376,828	\$793,892	\$551,390	\$1,798,239
Rotary Drill Operators, Oil and Gas	2	\$5,472	\$95,726	\$403,512	\$57,006	\$561,716
Sales and Related Workers, All Other	28	\$8,359	\$73,823	\$104,283	\$113,141	\$299,606
Sales Managers	12	\$13,001	\$41,642	\$25,009	\$23,403	\$103,055
Sales Representatives, Services, All Other	30	\$21,643	\$40,530	\$58,279	\$15,703	\$136,155
Sales Representatives, Wholesale and Manufacturing, Except Technical and Scientific Products	4	\$0	\$716	\$714	\$6,810	\$8,240
Sales Representatives, Wholesale and Manufacturing, Technical and Scientific Products	3	\$2,639	\$8,896	\$0	\$4,005	\$15,540
Sales Workers	62	\$166,199	\$498,268	\$407,233	\$740,431	\$1,812,131
Sawing Machine Setters, Operators, and Tenders, Wood	14	\$5,143	\$16,087	\$33,149	\$24,024	\$78,403
Secondary School Teachers, Except Special and Vocational Education	1	\$2,379	\$174	\$0	\$4	\$2,557
Secretaries and Administrative Assistants	2	\$1,197	\$6,054	\$1,922	\$6,639	\$15,813
Secretaries and Administrative Assistants	1	\$0	\$0	\$0	\$4,486	\$4,486
Secretaries, Except Legal, Medical, and Executive	29	\$10,503	\$58,734	\$146,876	\$102,522	\$318,635

	Files with Medical Payments	Rehabilitation	Doctors' Expenses	Hospital Expenses	Other Medical Expenses	Totals
Securities, Commodities, and Financial Services Sales Agents	1	\$0	\$220	\$0	\$1,038	\$1,258
Security Guards	51	\$24,604	\$63,755	\$128,107	\$66,041	\$282,507
Self-Enrichment Education Teachers	2	\$0	\$59	\$0	\$1,177	\$1,236
Septic Tank Servicers and Sewer Pipe Cleaners	1	\$0	\$363	\$0	\$34	\$397
Service Station Attendants	1	\$0	\$422	\$1,379	\$0	\$1,801
Service Unit Operators, Oil, Gas, and Mining	1	\$0	\$0	\$0	\$957	\$957
Service Workers	1,668	\$1,024,592	\$3,862,543	\$4,284,122	\$10,147,194	\$19,318,451
Sewing Machine Operators	2	\$0	\$488	\$189	\$316	\$993
Sheet Metal Workers	32	\$24,055	\$66,548	\$86,990	\$33,927	\$211,520
Shipping, Receiving, and Traffic Clerks	30	\$27,666	\$56,912	\$84,016	\$50,234	\$218,828
Shuttle Car Operators	8	\$2,376	\$7,400	\$26,176	\$3,644	\$39,596
Skin Care Specialists	1	\$0	\$16,068	\$0	\$3,374	\$19,442
Slaughterers and Meat Packers	7	\$8,499	\$3,530	\$3,864	\$634	\$16,527
Social and Human Service Assistants	2	\$0	\$1,709	\$0	\$3,494	\$5,203
Social Workers, All Other	23	\$0	\$15,951	\$14,038	\$11,460	\$41,449
Soil and Plant Scientists	1	\$0	\$31	\$0	\$0	\$31
Special Education Teachers, Middle School	2	\$540	\$5,012	\$10,697	\$9,844	\$26,092
Special Education Teachers, Preschool, Kindergarten, and Elementary School	10	\$2,269	\$20,388	\$23,881	\$14,272	\$60,810
Speech-Language Pathologists	5	\$0	\$6,007	\$7,496	\$17,072	\$30,575
Stationary Engineers and Boiler Operators	5	\$4,072	\$4,733	\$6,191	\$10,365	\$25,361
Statistical Assistants	1	\$0	\$0	\$0	\$0	\$0
Stock Clerks and Order Fillers	419	\$217,139	\$613,814	\$862,087	\$764,983	\$2,458,022
Stock Clerks and Order Fillers	1	\$0	\$691	\$0	\$352	\$1,043
Stonemasons	4	\$0	\$1,643	\$5,502	\$3,296	\$10,441
Structural Iron and Steel Workers	20	\$38,955	\$89,319	\$623,437	\$46,874	\$798,585
Structural Metal Fabricators and Fitters	7	\$3,064	\$8,254	\$20,697	\$5,092	\$37,106
Subway and Streetcar Operators	2	\$1,463	\$909	\$0	\$934	\$3,306
Supervisors, Construction and Extraction Workers	1	\$0	\$584	\$0	\$847	\$1,431
Supervisors, Food Preparation and Serving Workers	1	\$0	\$0	\$271	\$9	\$280
Surgeons	1	\$0	\$71	\$1,567	\$0	\$1,638
Surgical Technologists	15	\$3,882	\$9,561	\$23,464	\$7,299	\$44,205

	Files with Medical Payments	Rehabilitation	Doctors' Expenses	Hospital Expenses	Other Medical Expenses	Totals
Survey Researchers	1	\$0	\$91	\$1,002	\$0	\$1,093
Surveying and Mapping Technicians	5	\$3,480	\$10,970	\$3,277	\$4,308	\$22,035
Surveyors	11	\$6,720	\$29,300	\$27,504	\$14,042	\$77,566
Switchboard Operators, Including Answering Service	1	\$0	\$1,147	\$1,274	\$31	\$2,452
Tailors, Dressmakers, and Custom Sewers	1	\$0	\$0	\$1,054	\$0	\$1,054
Tank Car, Truck, and Ship Loaders	3	\$0	\$1,572	\$1,097	\$416	\$3,085
Taxi Drivers and Chauffeurs	32	\$22,169	\$70,377	\$43,577	\$51,056	\$187,179
Teacher Assistants	110	\$30,271	\$119,173	\$183,345	\$167,631	\$500,420
Teachers and Instructors, All Other	420	\$204,858	\$684,496	\$727,255	\$646,317	\$2,262,925
Team Assemblers	32	\$19,655	\$30,213	\$15,477	\$22,973	\$88,318
Telecommunications Equipment Installers and Repairers, Except Line Installers	9	\$3,902	\$14,060	\$19,809	\$9,968	\$47,739
Telecommunications Line Installers and Repairers	17	\$0	\$19,495	\$12,018	\$35,589	\$67,102
Telephone Operators	1	\$4,102	\$2,611	\$0	\$2,623	\$9,336
Tellers	7	\$1,918	\$4,050	\$17,404	\$7,510	\$30,882
Textile Knitting and Weaving Machine Setters, Operators, and Tenders	2	\$683	\$8,749	\$0	\$3,528	\$12,960
Textile Winding, Twisting, and Drawing Out Machine Setters, Operators, and Tenders	6	\$0	\$3,955	\$1,733	\$6,589	\$12,276
Therapists, All Other	3	\$0	\$4,435	\$0	\$13,935	\$18,370
Tile and Marble Setters	8	\$10,019	\$6,640	\$17,439	\$18,509	\$52,607
Tire Builders	15	\$18,091	\$20,629	\$3,252	\$10,994	\$52,966
Tire Repairers and Changers	10	\$0	\$11,120	\$7,910	\$4,018	\$23,048
Title Examiners, Abstractors, and Searchers	1	\$0	\$6,745	\$383	\$1,138	\$8,266
Tool and Die Makers	2	\$6,454	\$2,313	\$0	\$2,640	\$11,407
Tool Grinders, Filers, and Sharpeners	2	\$0	\$68	\$1,768	\$5	\$1,842
Tour Guides and Escorts	1	\$0	\$0	\$0	\$0	\$0
Traffic Technicians	1	\$0	\$130	\$0	\$4	\$133
Training and Development Specialists	2	\$0	\$0	\$0	\$3,212	\$3,212
Transit and Railroad Police	1	\$0	\$0	\$0	\$0	\$0
Transport Equip. Operators	316	\$947,820	\$1,846,807	\$2,346,882	\$2,981,709	\$8,123,219
Transportation Attendants, Except Flight Attendants and Baggage Porters	8	\$376	\$4,987	\$6,285	\$33,151	\$44,799

	Files with Medical Payments	Rehabilitation	Doctors' Expenses	Hospital Expenses	Other Medical Expenses	Totals
Transportation Inspectors	1	\$0	\$221	\$578	\$0	\$799
Transportation Workers, All Other	62	\$0	\$48,781	\$301	\$153,136	\$202,218
Transportation, Storage, and Distribution Managers	12	\$4,444	\$26,544	\$6,958	\$10,984	\$48,931
Tree Trimmers and Pruners	17	\$9,459	\$21,921	\$75,637	\$26,737	\$133,754
Truck Drivers, Heavy and Tractor-Trailer	435	\$535,098	\$1,257,890	\$1,965,874	\$1,222,101	\$4,980,964
Truck Drivers, Light or Delivery Services	173	\$184,328	\$312,514	\$441,632	\$267,347	\$1,205,821
Unknown, Unreported	5,863	\$3,994,134	\$13,202,581	\$18,674,087	\$18,258,121	\$54,128,923
Upholsterers	1	\$0	\$2,522	\$0	\$0	\$2,522
Veterinarians	11	\$25,160	\$30,134	\$42,091	\$16,754	\$114,140
Veterinarians	1	\$0	\$320	\$0	\$0	\$320
Veterinary Assistants and Laboratory Animal Caretakers	31	\$5,479	\$38,792	\$44,679	\$16,126	\$105,076
Veterinary Technologists and Technicians	10	\$562	\$5,572	\$10,574	\$7,196	\$23,904
Vocational Education Teachers, Middle School	1	\$0	\$57	\$0	\$0	\$57
Waiters and Waitresses	78	\$42,173	\$157,745	\$290,428	\$120,234	\$610,580
Water and Liquid Waste Treatment Plant and System Operators	18	\$0	\$52,157	\$48,507	\$108,427	\$209,091
Weighers, Measurers, Checkers, and Samplers, Recordkeeping	3	\$2,726	\$494	\$4,637	\$0	\$7,857
Welders, Cutters, Solderers, and Brazers	74	\$62,085	\$152,258	\$566,137	\$120,205	\$900,685
Wholesale and Retail Buyers, Except Farm Products	4	\$1,191	\$2,603	\$1,986	\$719	\$6,499
Woodworkers, All Other	2	\$0	\$2,094	\$3,774	\$565	\$6,433
Woodworking Machine Setters, Operators, and Tenders, Except Sawing	3	\$24,294	\$16,845	\$23,750	\$1,866	\$66,755
Zoologists and Wildlife Biologists	3	\$0	\$510	\$0	\$1,048	\$1,558
Totals:	24,511	\$22,254,560	\$57,629,379	\$87,349,219	\$100,820,856	\$268,054,014

Industry:

Accounting, Tax Preparation, Bookkeeping, and Payroll Services	4	\$10,891	\$2,993	\$37,474	\$20,422	\$71,780
Activities Related to Credit Intermediation	1	\$1,382	\$509	\$0	\$863	\$2,754

	Files with Medical Payments	Rehabilitation	Doctors' Expenses	Hospital Expenses	Other Medical Expenses	Totals
Activities Related to Real Estate	18	\$6,051	\$29,861	\$34,357	\$14,053	\$84,322
Administration of Economic Programs	35	\$129,755	\$255,301	\$62,107	\$23,804	\$470,967
Administration of Environmental Quality Programs	1	\$0	\$0	\$394	\$604	\$998
Administration of Housing Programs, Urban Planning, and Community Development	2	\$0	\$103	\$160	\$117	\$379
Administration of Human Resource Programs	3	\$0	\$1,170	\$0	\$1,105	\$2,275
Aerospace Product and Parts Manufacturing	6	\$662	\$7,950	\$2,087	\$14,431	\$25,130
Agencies, Brokerages, and Other Insurance Related Activities	8	\$11,506	\$29,996	\$67,626	\$62,022	\$171,150
Agriculture Production	25	\$47,131	\$136,123	\$660,759	\$455,062	\$1,299,075
Agriculture Service	2	\$14,203	\$10,912	\$13,273	\$12,030	\$50,418
Agriculture, Construction, and Mining Machinery Manufacturing	3	\$5,927	\$39,580	\$19,043	\$14,794	\$79,344
Amusement Parks and Arcades	4	\$1,555	\$3,921	\$3,204	\$631	\$9,311
Animal Aquaculture	1	\$0	\$0	\$5,224	\$0	\$5,224
Animal Food Manufacturing	1	\$4,370	\$795	\$0	\$1,145	\$6,310
Animal Slaughtering and Processing	260	\$340,983	\$553,734	\$813,782	\$497,126	\$2,205,625
Apparel, Piece Goods, and Notions Merchant Wholesalers	1	\$0	\$343	\$0	\$910	\$1,253
Architectural and Structural Metals Manufacturing	11	\$10,050	\$20,564	\$54,096	\$14,015	\$98,725
Architectural, Engineering, and Related Services	22	\$9,965	\$56,172	\$69,689	\$21,031	\$156,857
Automobile Dealers	104	\$35,799	\$112,802	\$118,731	\$45,930	\$313,263
Automotive Equipment Rental and Leasing	14	\$10,487	\$18,360	\$51,329	\$17,596	\$97,772
Automotive Parts, Accessories, and Tire Stores	78	\$84,755	\$144,224	\$201,969	\$125,660	\$556,608
Automotive Repair and Maintenance	79	\$43,910	\$150,742	\$167,359	\$169,206	\$531,216
Bakeries and Tortilla Manufacturing	22	\$16,012	\$41,552	\$22,952	\$31,313	\$111,829
Basic Chemical Manufacturing	2	\$1,237	\$649	\$3,828	\$835	\$6,549
Beer, Wine, and Distilled Alcoholic Beverage Merchant Wholesalers	3	\$0	\$1,149	\$907	\$101	\$2,157
Beverage Manufacturing	140	\$21,962	\$160,060	\$103,959	\$147,197	\$433,178

	Files with Medical Payments	Rehabilitation	Doctors' Expenses	Hospital Expenses	Other Medical Expenses	Totals
Book, Periodical, and Music Stores	2	\$0	\$705	\$1,297	\$34	\$2,036
Building Construction	6	\$39,207	\$34,153	\$15,674	\$74,550	\$163,584
Building Equipment Contractors	340	\$268,159	\$793,454	\$1,656,913	\$399,440	\$3,117,967
Building Finishing Contractors	119	\$92,134	\$362,402	\$902,781	\$1,551,002	\$2,908,319
Building Material and Supplies Dealers	50	\$112,536	\$121,174	\$173,485	\$74,619	\$481,814
Business Schools and Computer and Management Training	2	\$0	\$9,215	\$63,507	\$11,263	\$83,985
Business Services	161	\$529,285	\$1,181,168	\$2,434,188	\$5,788,065	\$9,932,706
Business Support Services	30	\$16,329	\$40,443	\$69,980	\$39,163	\$165,915
Business, Professional, Labor, Political, and Similar Organizations	9	\$7,655	\$13,600	\$20,602	\$23,097	\$64,954
Cable and Other Program Distribution	1	\$0	\$9,746	\$0	\$170	\$9,916
Cable and Other Subscription Programming	1	\$0	\$961	\$2,132	\$0	\$3,093
Cattle Ranching and Farming	21	\$0	\$14,357	\$49,089	\$10,189	\$73,635
Cement and Concrete Product Manufacturing	11	\$55,006	\$46,091	\$85,127	\$85,194	\$271,418
Charter Bus Industry	1	\$0	\$0	\$0	\$21	\$21
Chemical and Allied Products Merchant Wholesalers	2	\$0	\$281	\$3,321	\$1,624	\$5,226
Chemical Products	8	\$1,594	\$34,606	\$16,557	\$89,250	\$142,007
Child Day Care Services	56	\$18,344	\$99,243	\$80,748	\$54,496	\$252,831
Civic and Social Organizations	7	\$523	\$3,974	\$18,512	\$1,549	\$24,559
Clay Product and Refractory Manufacturing	3	\$962	\$12,323	\$22,976	\$2,289	\$38,550
Clothing Stores	20	\$4,995	\$33,711	\$21,343	\$35,668	\$95,717
Coal Mining	403	\$60,431	\$425,510	\$1,258,357	\$2,747,936	\$4,492,234
Coal Mining	124	\$61,454	\$113,026	\$320,937	\$437,127	\$932,544
Coating, Engraving, Heat Treating, and Allied Activities	2	\$821	\$342	\$1,437	\$562	\$3,162
Colleges, Universities, and Professional Schools	413	\$70,334	\$262,131	\$205,648	\$422,465	\$960,578
Commercial and Industrial Machinery and Equipment (except Automotive and Electronic) Repair and Maintenance	12	\$6,521	\$13,491	\$24,330	\$8,594	\$52,935
Commercial and Industrial Machinery and Equipment Rental and Leasing	10	\$2,036	\$20,904	\$15,793	\$13,000	\$51,733

	Files with Medical Payments	Rehabilitation	Doctors' Expenses	Hospital Expenses	Other Medical Expenses	Totals
Commercial and Service Industry Machinery Manufacturing	4	\$1,140	\$2,290	\$8,414	\$8,520	\$20,364
Communications	76	\$95,642	\$244,943	\$148,059	\$581,577	\$1,070,221
Community Care Facilities for the Elderly	29	\$14,366	\$32,514	\$26,231	\$42,066	\$115,176
Community Food and Housing, and Emergency and Other Relief Services	4	\$2,256	\$2,964	\$157	\$7,096	\$12,473
Computer and Peripheral Equipment Manufacturing	1	\$150	\$0	\$0	\$0	\$150
Computer Systems Design and Related Services	7	\$5,424	\$32,734	\$53,817	\$23,944	\$115,919
Construction - NEC	122	\$387,569	\$985,630	\$1,378,805	\$3,403,600	\$6,155,604
Consumer Goods Rental	13	\$9,079	\$16,346	\$5,998	\$23,966	\$55,389
Converted Paper Product Manufacturing	81	\$11,085	\$140,327	\$316,659	\$198,306	\$666,376
Couriers	3	\$1,576	\$24,849	\$3,795	\$5,668	\$35,888
Cut and Sew Apparel Manufacturing	5	\$15,604	\$5,249	\$8,049	\$7,267	\$36,169
Cutlery and Handtool Manufacturing	3	\$0	\$3,636	\$8,328	\$4,157	\$16,121
Dairy Product Manufacturing	8	\$6,122	\$16,213	\$16,119	\$31,024	\$69,478
Death Care Services	13	\$3,459	\$12,761	\$20,117	\$2,982	\$39,319
Deep Sea, Coastal, and Great Lakes Water Transportation	1	\$6,498	\$1,493	\$0	\$780	\$8,771
Department Stores	510	\$102,558	\$655,084	\$835,151	\$850,280	\$2,443,073
Depository Credit Intermediation	35	\$6,800	\$41,842	\$61,866	\$48,079	\$158,587
Direct Selling Establishments	8	\$3,827	\$30,028	\$71,322	\$13,443	\$118,620
Drinking Places (Alcoholic Beverages)	1	\$0	\$6,908	\$0	\$79	\$6,987
Drugs and Druggists' Sundries Merchant Wholesalers	5	\$3,255	\$5,388	\$0	\$4,235	\$12,878
Drycleaning and Laundry Services	17	\$21,257	\$30,968	\$37,785	\$12,066	\$102,076
Education	345	\$455,707	\$810,619	\$865,125	\$1,752,717	\$3,884,169
Educational Support Services	1	\$0	\$89	\$0	\$0	\$89
Electric Power Generation, Transmission and Distribution	37	\$68,237	\$43,967	\$79,068	\$34,374	\$225,646
Electrical and Electronic Goods Merchant Wholesalers	3	\$920	\$10,112	\$6,044	\$100	\$17,176
Electrical Equipment Manufacturing	2	\$0	\$2,713	\$0	\$10	\$2,723

	Files with Medical Payments	Rehabilitation	Doctors' Expenses	Hospital Expenses	Other Medical Expenses	Totals
Electronic and Precision Equipment Repair and Maintenance	3	\$2,836	\$15,121	\$112,599	\$13,268	\$143,824
Electronic Shopping and Mail- Order Houses	10	\$35,237	\$34,157	\$62,914	\$37,321	\$169,629
Electronics and Appliance Stores	7	\$78	\$623,344	\$4,070	\$2,823	\$630,315
Elementary and Secondary Schools	1,437	\$467,701	\$2,408,806	\$2,627,854	\$2,362,323	\$7,866,684
Employment Services	153	\$116,310	\$294,400	\$460,653	\$293,032	\$1,164,395
Engineering	10	\$38,765	\$305,474	\$87,567	\$129,281	\$561,087
Entertainment	1	\$0	\$302	\$0	\$753	\$1,055
Executive, Legislative, and Other General Government Support	2,192	\$234,844	\$2,134,618	\$1,225,862	\$3,487,322	\$7,082,646
Fabric Mills	1	\$0	\$317	\$0	\$0	\$317
Facilities Support Services	8	\$402	\$5,259	\$41,312	\$6,689	\$53,662
Farm Product Raw Material Merchant Wholesalers	3	\$26,098	\$15,139	\$12,026	\$30,349	\$83,612
Fiber, Yarn, and Thread Mills	2	\$13,102	\$8,172	\$10,636	\$10,983	\$42,893
Finance	14	\$29,008	\$161,702	\$71,833	\$481,534	\$744,077
Fishing	2	\$0	\$1,812	\$3,890	\$2,877	\$8,579
Florists	15	\$8,880	\$32,875	\$96,585	\$21,771	\$160,111
Food Products	98	\$212,275	\$425,697	\$602,589	\$701,526	\$1,942,087
Forestry	21	\$42,841	\$74,025	\$233,164	\$1,466,197	\$1,816,228
Forging and Stamping	1	\$0	\$1,209	\$0	\$0	\$1,209
Foundation, Structure, and Building Exterior Contractors	157	\$187,377	\$577,387	\$1,877,929	\$982,449	\$3,625,142
Foundries	1	\$0	\$3,818	\$725	\$295	\$4,838
Fruit and Tree Nut Farming	6	\$0	\$1,431	\$9,120	\$1,056	\$11,607
Fruit and Vegetable Preserving and Specialty Food Manufacturing	2	\$0	\$1,092	\$8,594	\$118	\$9,804
Full-Service Restaurants	262	\$102,067	\$386,907	\$725,996	\$244,024	\$1,458,994
Furniture and Home Furnishing Merchant Wholesalers	12	\$8,903	\$30,731	\$19,464	\$24,089	\$83,187
Furniture Fixtures	7	\$5,423	\$99,961	\$6,844	\$45,531	\$157,759
Furniture Stores	22	\$5,369	\$36,647	\$118,585	\$25,648	\$186,249
Gambling Industries	1	\$0	\$0	\$0	\$0	\$0
Gasoline Stations	140	\$63,930	\$186,526	\$214,573	\$263,871	\$728,900
General Construction	32	\$30,272	\$202,108	\$251,411	\$721,924	\$1,205,715
General Freight Trucking	150	\$152,885	\$498,586	\$311,606	\$246,689	\$1,209,766
General Medical and Surgical Hospitals	1,188	\$453,509	\$1,905,673	\$2,244,426	\$1,521,289	\$6,124,896

	Files with Medical Payments	Rehabilitation	Doctors' Expenses	Hospital Expenses	Other Medical Expenses	Totals
Glass and Glass Product Manufacturing	15	\$9,343	\$31,232	\$39,815	\$19,698	\$100,089
Grain and Oilseed Milling	2	\$353	\$2,191	\$16,541	\$4,020	\$23,105
Grantmaking and Giving Services	1	\$1,714	\$7,481	\$0	\$6,104	\$15,299
Greenhouse, Nursery, and Floriculture Production	11	\$3,571	\$25,960	\$40,498	\$34,232	\$104,261
Grocery and Related Product Wholesalers	13	\$10,459	\$54,205	\$107,049	\$50,207	\$221,920
Grocery Stores	417	\$231,982	\$683,582	\$850,617	\$649,376	\$2,415,558
Hardware Manufacturing	3	\$2,487	\$5,786	\$13,192	\$5,740	\$27,205
Hardware, and Plumbing and Heating Equipment and Supplies Merchant Wholesalers	4	\$10,369	\$5,629	\$24,799	\$9,783	\$50,580
Health and Personal Care Stores	45	\$32,510	\$79,203	\$169,834	\$67,180	\$348,727
Health Services	147	\$518,978	\$1,477,364	\$1,268,947	\$1,638,653	\$4,903,942
Highway, Street, and Bridge Construction	26	\$70,555	\$96,998	\$403,783	\$127,828	\$699,164
Home Furnishings Stores	20	\$14,894	\$44,229	\$54,035	\$28,465	\$141,623
Home Health Care Services	47	\$80,764	\$77,530	\$110,208	\$95,516	\$364,018
Horticulture	16	\$19,746	\$107,586	\$696,953	\$1,941,491	\$2,765,776
Household and Institutional Furniture and Kitchen Cabinet Manufacturing	38	\$45,048	\$71,774	\$133,057	\$57,040	\$306,919
Individual and Family Services	23	\$24,245	\$43,743	\$44,503	\$73,819	\$186,309
Industrial Machinery Manufacturing	2	\$615	\$25,185	\$25,549	\$8,076	\$59,425
Insurance	5	\$46,315	\$44,371	\$73,925	\$114,817	\$279,428
Insurance Carriers	21	\$28,337	\$31,427	\$20,711	\$39,934	\$120,409
Internet Publishing and Broadcasting	5	\$864	\$17,857	\$11,540	\$18,415	\$48,676
Interurban and Rural Bus Transportation	16	\$2,136	\$18,093	\$14,080	\$26,597	\$60,906
Investigation and Security Services	19	\$2,036	\$30,173	\$117,438	\$19,704	\$169,351
Iron and Steel Mills and Ferroalloy Manufacturing	3	\$0	\$2,296	\$10,575	\$721	\$13,592
Jewelry, Luggage, and Leather Goods Stores	2	\$0	\$2,914	\$1,553	\$1,769	\$6,236
Junior Colleges	4	\$971	\$5,705	\$20,060	\$7,536	\$34,272
Justice, Public Order, and Safety Activities	1,793	\$284,685	\$2,665,193	\$3,051,443	\$2,664,702	\$8,666,023
Land Subdivision	2	\$4,985	\$930	\$3,276	\$1,660	\$10,851
Lawn and Garden Equipment and Supplies Stores	10	\$0	\$7,689	\$79,473	\$19,783	\$106,945

	Files with Medical Payments	Rehabilitation	Doctors' Expenses	Hospital Expenses	Other Medical Expenses	Totals
Leather and Hide Tanning and Finishing	1	\$12,149	\$24,638	\$3,591	\$1,717	\$42,095
Legal Services	2	\$1,620	\$3,075	\$15,448	\$4,270	\$24,413
Legal Services	2	\$1,313	\$12,901	\$82,026	\$16,931	\$113,171
Lessors of Real Estate	12	\$3,694	\$17,625	\$21,605	\$18,087	\$61,011
Limited-Service Eating Places	164	\$166,710	\$322,490	\$615,077	\$423,659	\$1,527,936
Local Government	953	\$254,769	\$1,788,996	\$2,402,652	\$6,674,787	\$11,121,203
Local Messengers and Local Delivery	66	\$581	\$122,781	\$69,397	\$164,630	\$357,389
Logging	29	\$6,689	\$84,507	\$109,474	\$127,006	\$327,676
Lumber and Other Construction Materials	15	\$8,121	\$33,123	\$72,066	\$32,254	\$145,564
Merchant Wholesalers						
Machine Shops; Turned Product; and Screw, Nut, and Bolt Manufacturing	13	\$25,465	\$47,538	\$132,709	\$14,639	\$220,351
Machinery - Electric	10	\$23,826	\$135,655	\$210,922	\$361,533	\$731,936
Machinery - Non-Electric	2	\$0	\$0	\$0	\$7,769	\$7,769
Machinery, Equipment, and Supplies Merchant Wholesalers	3	\$934	\$7,757	\$12,687	\$1,384	\$22,762
Management of Companies and Enterprises	1	\$0	\$1,042	\$0	\$1,816	\$2,858
Management, Scientific, and Technical Consulting Services	6	\$10,314	\$6,579	\$52,545	\$6,109	\$75,547
Medical and Diagnostic Laboratories	5	\$8,549	\$15,263	\$0	\$9,976	\$33,788
Medical Equipment and Supplies Manufacturing	2	\$4,572	\$2,981	\$17,969	\$8,003	\$33,525
Metal and Mineral (except Petroleum) Merchant Wholesalers	2	\$8,381	\$16,978	\$25,406	\$48,867	\$99,632
Metal Ore Mining	1	\$718	\$6,987	\$30,443	\$1,857	\$40,005
Metal Products	22	\$66,660	\$188,178	\$342,282	\$654,556	\$1,251,676
Miscellaneous - NEC	10	\$28,020	\$55,944	\$57,131	\$59,942	\$201,036
Miscellaneous Durable Goods Merchant Wholesalers	14	\$13,866	\$20,522	\$17,687	\$20,482	\$72,557
Miscellaneous Manufacturing	102	\$341,056	\$693,728	\$1,008,321	\$1,508,940	\$3,552,045
Miscellaneous Nondurable Goods Merchant Wholesalers	16	\$18,567	\$25,351	\$56,275	\$21,039	\$121,231
Monetary Authorities - Central Bank	4	\$848	\$4,700	\$0	\$4,262	\$9,810
Motion Picture and Video Industries	2	\$1,304	\$8,778	\$0	\$1,169	\$11,251
Motor Vehicle and Motor Vehicle Parts and Supplies Merchant Wholesalers	20	\$17,802	\$34,947	\$3,513	\$20,340	\$76,602

	Files with Medical Payments	Rehabilitation	Doctors' Expenses	Hospital Expenses	Other Medical Expenses	Totals
Motor Vehicle Body and Trailer Manufacturing	99	\$114,640	\$251,166	\$187,892	\$207,096	\$760,794
Motor Vehicle Manufacturing	40	\$9,606	\$42,228	\$109,231	\$42,368	\$203,433
Motor Vehicle Parts Manufacturing	22	\$9,848	\$36,463	\$72,311	\$41,442	\$160,064
Museums, Historical Sites, and Similar Institutions	10	\$6,054	\$6,023	\$32,221	\$4,267	\$48,565
Navigational, Measuring, Electromedical, and Control Instruments Manufacturing	1	\$0	\$514	\$21,808	\$2,163	\$24,485
Newspaper, Periodical, Book, and Directory Publishers	28	\$16,848	\$48,479	\$42,551	\$50,562	\$158,440
Nondepository Credit Intermediation	6	\$8,340	\$7,500	\$4,695	\$1,039	\$21,574
Nonferrous Metal (except Aluminum) Production and Processing	1	\$197	\$0	\$2,624	\$0	\$2,821
Nonmetallic Mineral Mining and Quarrying	10	\$22,172	\$28,006	\$147,013	\$33,580	\$230,771
Non-Profit	17	\$40,059	\$63,790	\$43,913	\$91,851	\$239,613
Nonresidential Building Construction	311	\$382,641	\$974,566	\$2,084,524	\$1,698,149	\$5,139,881
Nonscheduled Air Transportation	1	\$14,010	\$5,452	\$12,993	\$12,411	\$44,866
Nursing Care Facilities	225	\$187,432	\$268,489	\$421,546	\$328,356	\$1,205,823
Office Administrative Services	6	\$0	\$2,656	\$5,426	\$1,792	\$9,874
Office Furniture (including Fixtures) Manufacturing	3	\$10,437	\$36,247	\$69,348	\$1,704	\$117,736
Office Supplies, Stationery, and Gift Stores	9	\$4,869	\$14,506	\$27,421	\$69,200	\$115,996
Offices of Dentists	15	\$31,927	\$34,536	\$40,313	\$16,960	\$123,736
Offices of Other Health Practitioners	41	\$24,316	\$57,454	\$43,406	\$53,902	\$179,078
Offices of Physicians	80	\$38,757	\$139,460	\$231,079	\$205,786	\$615,082
Offices of Real Estate Agents and Brokers	14	\$17,859	\$35,213	\$36,335	\$122,744	\$212,151
Oil & Gas Drilling	3	\$12,281	\$29,046	\$50,464	\$139,537	\$231,328
Oil and Gas Extraction	4	\$5,472	\$95,726	\$403,512	\$61,206	\$565,916
Oilseed and Grain Farming	5	\$1,008	\$3,937	\$11,547	\$6,452	\$22,944
Other Ambulatory Health Care Services	57	\$126,492	\$87,083	\$266,310	\$108,321	\$588,205
Other Amusement and Recreation Industries	55	\$39,746	\$193,612	\$183,327	\$33,975	\$450,661
Other Animal Production	8	\$3,169	\$18,938	\$40,927	\$4,102	\$67,136
Other Chemical Product and Preparation Manufacturing	4	\$0	\$8,278	\$6,405	\$174	\$14,857
Other Crop Farming	8	\$19,637	\$16,831	\$267,415	\$21,891	\$325,774

	Files with Medical Payments	Rehabilitation	Doctors' Expenses	Hospital Expenses	Other Medical Expenses	Totals
Other Electrical Equipment and Component Manufacturing	3	\$2,716	\$4,562	\$8,755	\$11,905	\$27,938
Other Fabricated Metal Product Manufacturing	14	\$16,668	\$23,071	\$20,684	\$29,678	\$90,101
Other Financial Investment Activities	1	\$0	\$471	\$0	\$0	\$471
Other Food Manufacturing	30	\$2,084	\$69,873	\$75,850	\$70,341	\$218,149
Other General Merchandise Stores	27	\$32,639	\$58,800	\$31,104	\$46,797	\$169,340
Other General Purpose Machinery Manufacturing	5	\$21,540	\$20,399	\$10,296	\$8,423	\$60,658
Other Heavy and Civil Engineering Construction	10	\$3,962	\$19,493	\$20,432	\$17,585	\$61,472
Other Information Services	1	\$764	\$3,206	\$1,260	\$3,114	\$8,344
Other Investment Pools and Funds	4	\$4,477	\$4,100	\$12,434	\$4,938	\$25,949
Other Miscellaneous Manufacturing	189	\$193,490	\$352,828	\$696,952	\$295,071	\$1,538,341
Other Miscellaneous Store Retailers	65	\$27,078	\$89,484	\$72,294	\$92,278	\$281,134
Other Motor Vehicle Dealers	16	\$16,679	\$22,170	\$14,907	\$18,142	\$71,898
Other Nonmetallic Mineral Product Manufacturing	6	\$2,645	\$3,727	\$6,975	\$417	\$13,764
Other Personal Services	12	\$9,525	\$10,515	\$26,895	\$30,868	\$77,803
Other Professional, Scientific, and Technical Services	71	\$31,492	\$82,644	\$136,113	\$37,597	\$287,846
Other Residential Care Facilities	11	\$9,099	\$4,355	\$4,466	\$3,049	\$20,969
Other Schools and Instruction	11	\$3,564	\$20,342	\$45,004	\$9,944	\$78,854
Other Specialty Trade Contractors	236	\$186,469	\$534,553	\$3,852,853	\$492,604	\$5,066,478
Other Support Activities for Transportation	10	\$8,423	\$21,723	\$53,542	\$35,331	\$119,019
Other Support Services	9	\$5,448	\$23,907	\$46,746	\$10,261	\$86,362
Other Telecommunications	1	\$0	\$112	\$0	\$0	\$112
Other Textile Product Mills	16	\$45,841	\$64,868	\$116,773	\$57,676	\$285,157
Other Transit and Ground Passenger Transportation	4	\$4,833	\$16,078	\$16,404	\$7,626	\$44,941
Other Wood Product Manufacturing	40	\$34,188	\$59,513	\$140,539	\$54,563	\$288,803
Outpatient Care Centers	50	\$16,252	\$77,766	\$110,660	\$158,511	\$363,189
Paper & Pulp	79	\$31,010	\$164,379	\$226,012	\$365,289	\$786,690
Paper and Paper Product Merchant Wholesalers	3	\$13,965	\$15,130	\$29,659	\$7,043	\$65,797
Performing Arts Companies	26	\$13,204	\$14,215	\$21,211	\$5,887	\$54,517

	Files with Medical Payments	Rehabilitation	Doctors' Expenses	Hospital Expenses	Other Medical Expenses	Totals
Personal and Household Goods Repair and Maintenance	4	\$3,603	\$52,253	\$38,587	\$21,220	\$115,663
Personal Care Services	9	\$2,046	\$22,613	\$1,378	\$10,400	\$36,437
Personal Services	37	\$147,508	\$256,479	\$411,992	\$660,539	\$1,476,518
Pesticide, Fertilizer, and Other Agricultural Chemical Manufacturing	1	\$0	\$354	\$4,478	\$0	\$4,832
Petroleum & Coal	5	\$4,074	\$5,394	\$48,171	\$15,137	\$72,776
Petroleum and Coal Products Manufacturing	6	\$5,911	\$15,449	\$12,368	\$35,010	\$68,738
Petroleum and Petroleum Products Merchant Wholesalers	5	\$1,304	\$7,142	\$16,313	\$6,344	\$31,103
Pharmaceutical and Medicine Manufacturing	11	\$15,692	\$18,785	\$27,884	\$15,554	\$77,915
Plastics Product Manufacturing	21	\$21,009	\$89,932	\$244,013	\$81,953	\$436,907
Postal Service	2	\$0	\$1,511	\$3,368	\$2,543	\$7,422
Poultry and Egg Production	1	\$1,266	\$959	\$0	\$405	\$2,630
Printing & Publishing	18	\$39,394	\$71,856	\$57,218	\$175,078	\$343,546
Printing and Related Support Activities	39	\$33,085	\$59,634	\$52,308	\$40,108	\$185,136
Professional and Commercial Equipment and Supplies Merchant Wholesalers	8	\$7,758	\$14,006	\$8,339	\$5,240	\$35,343
Professional Equipment	4	\$36,896	\$50,437	\$26,856	\$48,128	\$162,317
Promoters of Performing Arts, Sports, and Similar Events	2	\$2,185	\$1,359	\$0	\$4,080	\$7,624
Psychiatric and Substance Abuse Hospitals	27	\$371	\$21,523	\$721	\$51,764	\$74,379
Pulp, Paper, and Paperboard Mills	26	\$5,585	\$62,511	\$137,090	\$118,164	\$323,350
Real Estate	19	\$187,787	\$234,585	\$101,654	\$287,188	\$811,214
Recreation	10	\$51,521	\$72,979	\$141,287	\$194,884	\$460,671
Religious Organizations	69	\$51,326	\$175,288	\$299,945	\$74,527	\$601,086
Remediation and Other Waste Management Services	4	\$0	\$3,439	\$19,378	\$1,017	\$23,834
Repair Services	41	\$91,166	\$186,521	\$225,078	\$848,532	\$1,351,297
Residential Building Construction	173	\$282,553	\$600,150	\$1,267,596	\$656,167	\$2,806,466
Residential Mental Retardation, Mental Health and Substance Abuse Facilities	3	\$2,154	\$4,020	\$10,037	\$8,246	\$24,457

	Files with Medical Payments	Rehabilitation	Doctors' Expenses	Hospital Expenses	Other Medical Expenses	Totals
Resin, Synthetic Rubber, and Artificial Synthetic Fibers and Filaments Manufacturing	7	\$2,805	\$9,111	\$4,700	\$3,837	\$20,453
Retail Trade	341	\$623,876	\$2,028,286	\$2,322,913	\$3,721,280	\$8,696,354
Rubber & Plastics	69	\$335,579	\$889,251	\$1,742,370	\$1,884,739	\$4,851,939
Rubber Product Manufacturing	100	\$54,843	\$131,247	\$68,251	\$52,772	\$307,112
RV (Recreational Vehicle) Parks and Recreational Camps	2	\$0	\$3,353	\$5,294	\$2,970	\$11,617
Satellite Telecommunications	2	\$0	\$2,119	\$0	\$1,047	\$3,166
Sawmills and Wood Preservation	57	\$19,703	\$120,847	\$312,656	\$87,729	\$540,935
Scenic and Sightseeing Transportation, Land	1	\$0	\$0	\$0	\$252	\$252
Scheduled Air Transportation	135	\$134,158	\$269,710	\$353,665	\$218,172	\$975,704
Scientific Research and Development Services	6	\$4,878	\$8,193	\$5,468	\$3,647	\$22,186
Seafood Product Preparation and Packaging	5	\$2,479	\$9,538	\$7,728	\$5,316	\$25,061
Semiconductor and Other Electronic Component Manufacturing	2	\$3,936	\$3,114	\$10,094	\$7,742	\$24,886
Services to Buildings and Dwellings	135	\$82,754	\$236,483	\$431,479	\$137,060	\$887,777
Sheep and Goat Farming	1	\$3,410	\$241	\$0	\$1,630	\$5,281
Ship and Boat Building	5	\$1,065	\$8,992	\$1,874	\$1,615	\$13,546
Shoe Stores	3	\$3,643	\$7,182	\$7,380	\$1,251	\$19,456
Soap, Cleaning Compound, and Toilet Preparation Manufacturing	3	\$7,608	\$12,064	\$1,608	\$651	\$21,931
Social Advocacy Organizations	6	\$7,376	\$12,267	\$19,045	\$4,376	\$43,064
Special Food Services	9	\$1,087	\$5,797	\$7,686	\$2,934	\$17,504
Specialized Design Services	3	\$0	\$4,006	\$20,349	\$9,747	\$34,102
Specialized Freight Trucking	67	\$111,749	\$228,539	\$186,487	\$112,624	\$639,399
Specialty (except Psychiatric and Substance Abuse) Hospitals	8	\$11,786	\$11,323	\$15,597	\$29,348	\$68,054
Specialty Food Stores	8	\$0	\$14,275	\$15,467	\$3,788	\$33,530
Specific Trade Construction	150	\$532,718	\$2,058,894	\$3,966,413	\$9,981,756	\$16,539,781
Spectator Sports	9	\$14,241	\$26,243	\$78,632	\$19,205	\$138,321
Sporting Goods, Hobby, and Musical Instrument Stores	17	\$19,181	\$29,568	\$43,094	\$40,634	\$132,477
Spring and Wire Product Manufacturing	1	\$0	\$0	\$2,812	\$0	\$2,812
State Government	1,376	\$62,015	\$1,198,511	\$1,245,514	\$5,184,566	\$7,690,606

	Files with Medical Payments	Rehabilitation	Doctors' Expenses	Hospital Expenses	Other Medical Expenses	Totals
Stone, Clay, Glass	15	\$67,207	\$162,410	\$177,591	\$415,363	\$822,571
Sugar and Confectionery Product Manufacturing	6	\$6,986	\$21,588	\$45,163	\$27,599	\$101,336
Support Activities for Air Transportation	19	\$21,573	\$42,313	\$77,708	\$29,928	\$171,522
Support Activities for Animal Production	2	\$3,570	\$5,730	\$6,558	\$208	\$16,066
Support Activities for Crop Production	1	\$0	\$0	\$1,221	\$0	\$1,221
Support Activities for Forestry	3	\$13,578	\$8,448	\$14,561	\$3,521	\$40,108
Support Activities for Mining	8	\$3,076	\$9,237	\$27,308	\$3,281	\$42,902
Support Activities for Road Transportation	53	\$60,703	\$134,036	\$227,467	\$105,876	\$528,082
Support Activities for Water Transportation	3	\$1,037	\$658	\$101	\$91	\$1,887
Taxi and Limousine Service	5	\$4,677	\$5,207	\$20,301	\$9,134	\$39,319
Technical and Trade Schools	2	\$0	\$544	\$476	\$18	\$1,038
Telecommunications Resellers	1	\$0	\$0	\$0	\$600	\$600
Textile and Fabric Finishing and Fabric Coating Mills	4	\$1,502	\$12,694	\$13,709	\$5,197	\$33,102
Textile Furnishings Mills	1	\$95	\$956	\$454	\$368	\$1,873
Textile Products	71	\$107,979	\$277,904	\$320,772	\$700,964	\$1,407,619
Tobacco Manufacturing	5	\$745	\$10,300	\$10,213	\$11,053	\$32,311
Tobacco Products	15	\$11,519	\$15,195	\$21,848	\$24,018	\$72,580
Transport Equipment	31	\$35,317	\$96,045	\$28,927	\$390,510	\$550,799
Transportation	196	\$840,768	\$1,616,468	\$1,499,370	\$2,235,158	\$6,191,764
Travel Arrangement and Reservation Services	1	\$0	\$832	\$0	\$3,770	\$4,602
Traveler Accommodation	173	\$91,152	\$242,842	\$457,277	\$210,295	\$1,001,566
Unknown	4,228	\$6,443,008	\$11,467,519	\$20,056,703	\$13,423,924	\$51,391,153
Urban Transit Systems	83	\$43,960	\$167,740	\$135,021	\$188,832	\$535,553
Used Merchandise Stores	5	\$1,358	\$1,494	\$0	\$1,553	\$4,405
Utilities	85	\$1,316,101	\$511,432	\$483,150	\$373,355	\$2,684,038
Utility System Construction	18	\$8,595	\$39,973	\$91,784	\$41,221	\$181,572
Vegetable and Melon Farming	2	\$0	\$1,986	\$2,218	\$1,768	\$5,972
Veneer, Plywood, and Engineered Wood Product Manufacturing	5	\$0	\$4,202	\$11,513	\$4,162	\$19,877
Ventilation, Heating, Air- Conditioning, and Commercial Refrigeration Equipment Manufacturing	7	\$5,209	\$22,242	\$45,494	\$7,383	\$80,328
Vocational Rehabilitation Services	3	\$4,148	\$4,498	\$10,110	\$1,502	\$20,258
Warehousing and Storage	25	\$23,923	\$32,736	\$116,122	\$29,432	\$202,213

	Files with Medical Payments	Rehabilitation	Doctors' Expenses	Hospital Expenses	Other Medical Expenses	Totals
Waste Collection	8	\$4,772	\$7,653	\$16,982	\$5,082	\$34,489
Waste Treatment and Disposal	6	\$19,429	\$17,845	\$70,428	\$25,523	\$133,225
Water, Sewage and Other Systems	6	\$2,672	\$12,644	\$27,872	\$80,904	\$124,092
Welfare	1	\$0	\$8,746	\$0	\$5,571	\$14,318
Wholesale Electronic Markets and Agents and Brokers	2	\$9,876	\$9,729	\$11,070	\$2,758	\$33,433
Wholesale Trade	9	\$2,670	\$27,674	\$22,484	\$110,111	\$162,939
Wired Telecommunications Carriers	77	\$9,860	\$207,313	\$137,718	\$148,135	\$503,026
Wireless Telecommunications Carriers (except Satellite)	34	\$25,535	\$184,157	\$137,211	\$84,957	\$431,860
Wood Products	41	\$48,952	\$180,648	\$188,845	\$295,219	\$713,664
Totals:	24,511	\$22,254,560	\$57,629,379	\$87,349,219	\$100,820,856	\$268,054,014

	Files with Medical Payments	Rehabilitation	Doctors' Expenses	Hospital Expenses	Other Medical Expenses	Totals
Location of Accident:						
(NONE)	3	\$0	\$794	\$4,276	\$144	\$5,213
ACCOMACK	114	\$113,631	\$138,066	\$134,968	\$175,635	\$562,300
ALBEMARLE	176	\$77,024	\$429,191	\$732,008	\$421,535	\$1,659,758
ALEXANDRIA	554	\$846,709	\$1,356,063	\$1,113,440	\$1,858,036	\$5,174,247
ALLEGHANY	36	\$53,072	\$54,641	\$57,411	\$94,897	\$260,021
AMELIA	25	\$14,760	\$26,458	\$58,764	\$26,494	\$126,476
AMHERST	178	\$111,081	\$247,032	\$176,675	\$488,996	\$1,023,783
APPOMATTOX	33	\$60,524	\$90,078	\$151,650	\$65,871	\$368,124
ARLINGTON	362	\$442,038	\$1,546,184	\$4,579,695	\$2,160,998	\$8,728,915
AUGUSTA	316	\$149,908	\$688,753	\$899,803	\$899,900	\$2,638,364
BATH	17	\$9,997	\$135,898	\$38,593	\$57,009	\$241,498
BEDFORD CITY	48	\$34,928	\$66,076	\$46,158	\$229,642	\$376,804
BEDFORD COUNTY	106	\$165,861	\$355,757	\$542,624	\$840,241	\$1,904,482
BLAND	36	\$7,547	\$43,499	\$29,756	\$58,167	\$138,969
BOTETOURT	73	\$45,052	\$158,100	\$351,718	\$953,087	\$1,507,957
BRISTOL	129	\$50,181	\$399,277	\$398,227	\$648,885	\$1,496,570
BRUNSWICK	46	\$9,477	\$290,964	\$85,247	\$436,172	\$821,860
BUCHANAN	328	\$154,135	\$416,813	\$841,199	\$2,006,650	\$3,418,797
BUCKINGHAM	67	\$35,232	\$81,892	\$240,145	\$217,684	\$574,953
BUENA VISTA	20	\$11,993	\$22,873	\$41,614	\$20,444	\$96,924
CAMPBELL	130	\$274,311	\$511,921	\$666,232	\$1,035,577	\$2,488,041
CAROLINE	59	\$68,039	\$148,176	\$306,043	\$178,726	\$700,984
CARROLL	61	\$4,137	\$65,306	\$43,701	\$92,669	\$205,813
CHARLES CITY	12	\$1,378	\$13,759	\$92,017	\$35,896	\$143,050
CHARLOTTE	30	\$91,196	\$74,163	\$365,171	\$232,557	\$763,087
CHARLOTTESVILLE	399	\$201,421	\$633,125	\$1,247,223	\$876,554	\$2,958,323
CHESAPEAKE	517	\$393,956	\$1,323,396	\$2,311,262	\$1,410,219	\$5,438,833
CHESTERFIELD	792	\$600,530	\$1,925,374	\$3,334,959	\$2,508,338	\$8,369,200
CLARKE	56	\$32,347	\$106,749	\$116,990	\$113,198	\$369,285
CLIFTON FORGE	16	\$1,977	\$63,354	\$5,399	\$48,894	\$119,624
COLONIAL HEIGHTS	67	\$10,756	\$124,396	\$229,443	\$127,380	\$491,975
COVINGTON	141	\$43,569	\$239,794	\$474,770	\$525,856	\$1,283,989
CRAIG	4	\$0	\$2,107	\$375	\$242	\$2,724
CULPEPER	158	\$92,653	\$306,511	\$322,765	\$617,561	\$1,339,490
CUMBERLAND	25	\$10,135	\$18,305	\$55,533	\$37,975	\$121,947
DANVILLE	317	\$357,833	\$991,802	\$1,416,929	\$2,429,407	\$5,195,970
DICKENSON	111	\$101,834	\$316,941	\$1,041,120	\$735,899	\$2,195,795

	Files with Medical Payments	Rehabilitation	Doctors' Expenses	Hospital Expenses	Other Medical Expenses	Totals
DINWIDDIE	237	\$40,148	\$150,354	\$83,592	\$486,694	\$760,788
EMPORIA	26	\$4,152	\$28,358	\$52,805	\$234,037	\$319,352
ESSEX	24	\$4,293	\$31,816	\$12,760	\$33,912	\$82,781
FAIRFAX CITY	92	\$122,742	\$294,689	\$293,639	\$467,540	\$1,178,610
FAIRFAX COUNTY	1,120	\$3,623,641	\$3,283,051	\$3,681,744	\$3,837,813	\$14,426,249
FALLS CHURCH	123	\$86,703	\$888,422	\$336,537	\$218,451	\$1,530,113
FAUQUIER	148	\$128,906	\$500,379	\$1,179,032	\$668,450	\$2,476,766
FLOYD	22	\$27,673	\$27,676	\$62,288	\$121,679	\$239,316
FLUVANNA	50	\$61,909	\$71,066	\$137,406	\$148,708	\$419,090
FRANKLIN CITY	38	\$7,618	\$64,399	\$108,422	\$41,096	\$221,536
FRANKLIN COUNTY	117	\$92,796	\$251,360	\$590,871	\$395,984	\$1,331,011
FREDERICK	109	\$100,353	\$352,283	\$418,706	\$349,154	\$1,220,495
FREDERICKSBURG	295	\$200,468	\$1,040,080	\$1,106,326	\$999,081	\$3,345,955
GALAX	63	\$72,019	\$144,321	\$219,469	\$329,328	\$765,137
GILES	40	\$8,989	\$63,039	\$105,929	\$66,043	\$244,000
GLOUCESTER	70	\$52,297	\$138,746	\$103,933	\$228,184	\$523,161
GOOCHLAND	125	\$71,879	\$157,721	\$397,104	\$990,800	\$1,617,504
GRAYSON	27	\$22,891	\$144,058	\$329,036	\$309,651	\$805,636
GREENE	17	\$16,223	\$21,548	\$51,691	\$36,941	\$126,403
GREENSVILLE	47	\$21,532	\$43,055	\$82,660	\$66,708	\$213,955
HALIFAX	59	\$13,208	\$134,924	\$216,343	\$215,057	\$579,533
HAMPTON	233	\$178,179	\$447,425	\$967,603	\$508,450	\$2,101,657
HANOVER	385	\$236,676	\$930,584	\$1,553,474	\$3,459,301	\$6,180,034
HARRISONBURG	170	\$97,150	\$389,878	\$432,651	\$357,083	\$1,276,762
HENRICO	630	\$1,027,297	\$1,296,472	\$4,415,726	\$3,319,154	\$10,058,649
HENRY	109	\$41,502	\$162,319	\$261,074	\$304,546	\$769,442
HIGHLAND	2	\$0	\$358	\$3,030	\$19	\$3,406
HOPEWELL	76	\$96,103	\$266,287	\$664,713	\$797,818	\$1,824,921
ISLE OF WIGHT	184	\$268,289	\$575,096	\$1,267,809	\$1,014,611	\$3,125,805
JAMES CITY	248	\$85,034	\$428,671	\$396,192	\$519,353	\$1,429,250
KING & QUEEN	15	\$5,696	\$33,539	\$23,837	\$94,508	\$157,580
KING GEORGE	28	\$9,597	\$37,604	\$24,852	\$44,352	\$116,404
KING WILLIAM	31	\$23,541	\$71,334	\$218,070	\$319,301	\$632,246
LANCASTER	24	\$32,938	\$62,401	\$113,099	\$69,848	\$278,287
LEE	67	\$70,539	\$51,866	\$80,307	\$200,308	\$403,020
LEXINGTON	34	\$26,884	\$52,074	\$90,339	\$78,156	\$247,453
LOUDOUN	596	\$501,296	\$1,193,036	\$1,642,923	\$2,641,896	\$5,979,151
LOUISA	53	\$27,899	\$118,340	\$199,617	\$132,304	\$478,159
LUNENBURG	25	\$44,929	\$113,169	\$381,923	\$1,187,153	\$1,727,174

	Files with Medical Payments	Rehabilitation	Doctors' Expenses	Hospital Expenses	Other Medical Expenses	Totals
LYNCHBURG	364	\$287,925	\$676,938	\$694,171	\$1,325,914	\$2,984,948
MADISON	25	\$20,626	\$88,304	\$205,013	\$112,711	\$426,654
MANASSAS	222	\$118,374	\$450,438	\$737,469	\$607,487	\$1,913,769
MANASSAS PARK	16	\$6,781	\$17,226	\$33,355	\$40,051	\$97,413
MARTINSVILLE	138	\$119,160	\$273,267	\$446,550	\$376,032	\$1,215,009
MATHEWS	16	\$26,584	\$23,530	\$34,803	\$95,619	\$180,536
MECKLENBURG	82	\$109,730	\$241,024	\$671,380	\$474,247	\$1,496,381
MIDDLESEX	32	\$24,592	\$78,847	\$138,206	\$97,537	\$339,182
MONTGOMERY	325	\$157,240	\$519,599	\$881,301	\$1,333,586	\$2,891,727
NELSON	35	\$17,549	\$126,801	\$70,414	\$34,234	\$248,999
NEW KENT	36	\$43,388	\$106,302	\$112,479	\$333,614	\$595,783
NEWPORT NEWS	311	\$258,632	\$698,128	\$1,026,698	\$1,028,568	\$3,012,027
NORFOLK	969	\$492,994	\$2,294,650	\$2,494,873	\$2,551,316	\$7,833,833
NORTHAMPTON	54	\$35,292	\$96,422	\$124,833	\$130,066	\$386,612
NORTHUMBERLAND	27	\$4,546	\$33,811	\$36,876	\$48,692	\$123,924
NORTON	57	\$163,745	\$205,955	\$190,385	\$323,737	\$883,822
NOTTOWAY	72	\$56,396	\$94,768	\$95,528	\$161,229	\$407,921
ORANGE	86	\$40,776	\$126,902	\$176,481	\$293,057	\$637,217
OUT OF STATE	335	\$269,435	\$770,880	\$1,751,715	\$702,098	\$3,494,128
PAGE	59	\$113,053	\$121,297	\$537,004	\$216,372	\$987,726
PATRICK	50	\$23,255	\$163,816	\$541,189	\$207,221	\$935,482
PETERSBURG	154	\$398,275	\$524,998	\$646,033	\$438,452	\$2,007,759
PITTSYLVANIA	94	\$80,621	\$291,298	\$439,147	\$585,667	\$1,396,732
POQUOSON	12	\$3,516	\$21,261	\$1,847	\$70,124	\$96,748
PORTSMOUTH	301	\$253,675	\$1,068,527	\$1,449,072	\$1,468,495	\$4,239,770
POWHATAN	77	\$25,629	\$75,885	\$24,784	\$109,589	\$235,887
PRINCE EDWARD	67	\$36,436	\$110,579	\$144,964	\$148,227	\$440,206
PRINCE GEORGE	85	\$51,167	\$222,079	\$507,298	\$315,219	\$1,095,763
PRINCE WILLIAM	314	\$385,802	\$888,356	\$1,271,105	\$1,509,469	\$4,054,733
PULASKI	316	\$336,794	\$713,793	\$704,583	\$722,312	\$2,477,482
RADFORD	67	\$31,845	\$143,020	\$92,516	\$331,603	\$598,985
RAPPAHANNOCK	15	\$5,697	\$33,631	\$37,935	\$27,209	\$104,472
RICHMOND CITY	1,836	\$831,528	\$3,029,494	\$5,791,035	\$4,464,234	\$14,116,291
RICHMOND COUNTY	22	\$783	\$28,237	\$9,127	\$39,267	\$77,414
ROANOKE CITY	422	\$338,079	\$980,056	\$1,298,533	\$1,429,886	\$4,046,553
ROANOKE COUNTY	190	\$119,300	\$446,025	\$509,501	\$461,521	\$1,536,347
ROCKBRIDGE	61	\$28,953	\$83,225	\$110,306	\$120,646	\$343,130
ROCKINGHAM	154	\$113,311	\$414,234	\$636,054	\$2,793,192	\$3,956,791
RUSSELL	101	\$73,414	\$157,342	\$184,120	\$410,503	\$825,380

	Files with Medical Payments	Rehabilitation	Doctors' Expenses	Hospital Expenses	Other Medical Expenses	Totals
SALEM	193	\$207,308	\$614,240	\$597,314	\$899,768	\$2,318,630
SCOTT	56	\$56,749	\$128,456	\$155,245	\$228,964	\$569,414
SHENANDOAH	112	\$99,844	\$260,924	\$396,363	\$314,580	\$1,071,712
SMYTH	164	\$159,779	\$425,655	\$413,112	\$818,884	\$1,817,431
SOUTH BOSTON	36	\$254,538	\$273,323	\$132,303	\$158,476	\$818,639
SOUTHAMPTON	76	\$60,491	\$97,532	\$120,259	\$86,590	\$364,872
SPOTSYLVANIA	129	\$92,922	\$288,549	\$629,046	\$459,701	\$1,470,218
STAFFORD	155	\$176,094	\$406,394	\$328,522	\$648,141	\$1,559,151
STAUNTON	171	\$47,988	\$219,010	\$130,733	\$392,230	\$789,961
SUFFOLK	245	\$145,860	\$577,085	\$616,545	\$940,388	\$2,279,878
SURRY	30	\$6,552	\$191,973	\$91,368	\$567,976	\$857,868
SUSSEX	71	\$44,386	\$118,345	\$240,649	\$199,799	\$603,180
TAZEWELL	156	\$123,261	\$477,638	\$1,280,161	\$3,156,029	\$5,037,089
UNKNOWN	1,498	\$1,091,448	\$4,659,302	\$5,512,806	\$9,462,318	\$20,725,874
VIRGINIA BEACH	968	\$759,302	\$2,005,845	\$2,649,155	\$2,270,492	\$7,684,795
WARREN	140	\$72,981	\$298,793	\$362,605	\$298,095	\$1,032,474
WASHINGTON	180	\$144,043	\$304,664	\$366,374	\$1,060,199	\$1,875,280
WAYNESBORO	73	\$33,813	\$150,823	\$304,978	\$352,567	\$842,181
WESTMORELAND	34	\$26,210	\$111,425	\$262,120	\$172,633	\$572,389
WILLIAMSBURG	193	\$296,248	\$464,614	\$719,526	\$1,903,275	\$3,383,662
WINCHESTER	279	\$150,961	\$610,024	\$631,126	\$342,689	\$1,734,799
WISE	357	\$227,067	\$366,994	\$622,424	\$1,370,192	\$2,586,676
WYTHE	121	\$92,231	\$309,713	\$680,130	\$348,526	\$1,430,600
YORK	154	\$146,375	\$351,720	\$386,240	\$468,436	\$1,352,772
Totals:	24,511	\$22,254,560	\$57,629,379	\$87,349,219	\$100,820,856	\$268,054,014